

cPa DIXON, WALLER & CO., INC.

---

PROWERS COUNTY

SCHOOL DISTRICT RE-1

GRANADA, COLORADO

FINANCIAL STATEMENTS

JUNE 30, 2020

DIXON, WALLER & CO., INC.

TABLE OF CONTENTS

PROWERS COUNTY  
SCHOOL DISTRICT RE-1  
FINANCIAL STATEMENTS  
JUNE 30, 2020

	<u>Page</u>
Title Page	
Table of Contents	
Roster of Officials	
<u>FINANCIAL SECTION:</u>	
Independent Auditor's Report.....	1-2
Management's Discussion and Analysis .....	i-x
<u>BASIC FINANCIAL STATEMENTS:</u>	
Government Wide Financial Statements:	
Statement of Net Position.....	3
Statement of Activities .....	4
Fund Financial Statements:	
Balance Sheet – Governmental Funds .....	5
Reconciliation of Governmental Funds Balance Sheet To Statement of Net Position .....	6
Statement of Revenues, Expenditures and Changes in Fund Balances – Governmental Funds .....	7
Reconciliation of the Statement of Revenues, Expenditures and Changes in Fund Balances of Governmental Funds to the Statement of Activities .....	8

Notes to Basic Financial Statements..... 9-39

REQUIRED SUPPLEMENTARY INFORMATION:

Schedules of Revenues, Expenditures and Changes in Fund Balances - Budget and Actual – Major Governmental Funds:

General Fund..... 40-42

Pension Trend Data:

Schedule of Proportionate Share of Net Pension Liability..... 43

Schedule of District Contributions - Pension..... 44

Other Post Employment Benefits (OPEB) Trend Data:

Schedule of Proportionate Share of Net OPEB Liability..... 45

Schedule of District Contributions – OPEB..... 46

COMBINING AND INDIVIDUAL FUND STATEMENTS AND OTHER SCHEDULES:

Combining Balance Sheet – Nonmajor Governmental Funds..... 47

Combining Statement of Revenues, Expenditures and Changes  
In Fund Balances – Nonmajor Governmental Funds ..... 48

Schedules of Revenues, Expenditures and Changes in Fund Balances Budget and Actual:

Food Service – Special Revenue Fund..... 49

Pupil Activity – Special Revenue Fund..... 50

STATE REQUIRED SCHEDULE:

Auditor’s Integrity Report (Revenues, Expenditures, and Fund Balance by Fund)..... 51

Bolded Balance Sheet..... 52-54

PROWERS COUNTY SCHOOL DISTRICT RE-1  
ROSTER OF SCHOOL OFFICIALS  
June 30, 2020

---

BOARD OF EDUCATION

Natalie Musick	President
Leonel Morales	Vice-President
Andria Riddle	Treasurer
Rita Marquez	Secretary
Denyce Block	Member
David Holden	Member

SCHOOL OFFICIALS

Ty Kemp	Superintendent
Linda Bezona	Business Manager

FINANCIAL SECTION

164 E. MAIN  
TRINIDAD, COLORADO 81082  
(719) 846-9241 FAX (719) 846-3352

INDEPENDENT AUDITOR'S REPORT

Board of Education  
Prowers County School District RE-1  
Granada, Colorado 81041

We have audited the accompanying financial statements of the governmental activities, each major fund, and the aggregate remaining fund information of the Prowers County School District RE-1, as of and for the year ended June 30, 2020, and the related notes to the financial statements, which collectively comprise the District's basic financial statements as listed in the table of contents.

**Management's Responsibility for the Financial Statements**

Management is responsible for the preparation and fair presentation of these financial statements in accordance with accounting principles generally accepted in the United States of America; this includes the design, implementation, and maintenance of internal control relevant to the preparation and fair presentation of financial statements that are free from material misstatement, whether due to fraud or error.

**Auditor's Responsibility**

Our responsibility is to express opinions on these financial statements based on our audit. We conducted our audit in accordance with auditing standards generally accepted in the United States of America. Those standards require that we plan and perform the audit to obtain reasonable assurance about whether the financial statements are free from material misstatement.

An audit involves performing procedures to obtain audit evidence about the amounts and disclosures in the financial statements. The procedures selected depend on the auditor's judgment, including the assessment of the risks of material misstatement of the financial statements, whether due to fraud or error. In making those risk assessments, the auditor considers internal control relevant to the entity's preparation and fair presentation of the financial statements in order to design audit procedures that are appropriate in the circumstances, but not for the purpose of expressing an opinion on the effectiveness of the entity's internal control. Accordingly, we express no such opinion. An audit also includes evaluating the appropriateness of accounting policies used and the reasonableness of significant accounting estimates made by management, as well as evaluating the overall presentation of the financial statements.

We believe that the audit evidence we have obtained is sufficient and appropriate to provide a basis for our audit opinions.

## Opinions

In our opinion, the financial statements referred to above present fairly, in all material respects, the respective financial position of the governmental activities, each major fund, and the aggregate remaining fund information of the Prowers County School District RE-1, as of June 30, 2020, and the respective changes in financial position thereof for the year then ended in accordance with accounting principles generally accepted in the United States of America.

## Other Matters

### *Required Supplementary Information*

Accounting principles generally accepted in the United States of America require that the management's discussion and analysis, budgetary comparison information, and pension and other post employment benefits trend data on pages i through x and 40 through 46 be presented to supplement the basic financial statements. Such information, although not a part of the basic financial statements, is required by the Governmental Accounting Standards Board, who considers it to be an essential part of financial reporting for placing the basic financial statements in an appropriate operational, economic, or historical context. We have applied certain limited procedures to the required supplementary information in accordance with auditing standards generally accepted in the United States of America, which consisted of inquiries of management about the methods of preparing the information and comparing the information for consistency with management's responses to our inquiries, the basic financial statements, and other knowledge we obtained during our audit of the basic financial statements. We do not express an opinion or provide any assurance on the information because the limited procedures do not provide us with sufficient evidence to express an opinion or provide any assurance.

### *Other Information*

Our audit was conducted for the purpose of forming opinions on the financial statements that collectively comprise the Prowers County School District RE-1's basic financial statements. The combining and individual fund financial statements, other schedules, and state required schedules are presented for purposes of additional analysis and are not a required part of the basic financial statements.

The combining and individual fund financial statements, other schedules, and state required schedules are the responsibility of management and were derived from and relate directly to the underlying accounting and other records used to prepare the basic financial statements. Such information has been subjected to the auditing procedures applied in the audit of the basic financial statements and certain additional procedures, including comparing and reconciling such information directly to the underlying accounting and other records used to prepare the basic financial statements or to the basic financial statements themselves, and other additional procedures in accordance with auditing standards generally accepted in the United States of America. In our opinion, the combining and individual fund financial statements, other schedules, and state required schedules, are fairly stated, in all material respect, in relation to the basic financial statements as a whole.



Trinidad, Colorado  
November 27, 2020

MANAGEMENT'S DISCUSSION AND ANALYSIS

**PROWERS COUNTY SCHOOL DISTRICT RE-1 GRANADA**  
**Management's Discussion and Analysis**  
**For the Fiscal Year Ended June 30, 2020**

As management of the Prowers County School District RE-1, we offer readers of the Prowers County School District RE-1's financial statements this narrative overview and analysis of the financial activities of the Prowers County School District RE-1 for the year ended June 30, 2020. We encourage readers to consider the information presented here in conjunction with additional information that we have furnished in the District's financial statements, which follow this section.

**Financial Highlights**

- The District's governmental activities decreased \$970,101 over the course of the 2020 fiscal year. Total net assets increased 355 percent, due to an increase in capital assets and the GASB 68 rule which requires the District to show a Net Pension Obligation of \$3,413,430. Net Position is no longer divided between governmental activities and business-type activities.
- General revenues, primarily property taxes and state equalization payments, account for approximately \$2,629,866 or 53 percent of all revenues. Program specific revenues in the form of charges for services and sales, grants and contributions, accounted for \$2,204,412 or 44 percent of total revenues of \$4,964,369.
- The District had \$2,245,768 in expenses related to governmental activities; \$2,204,412 of these expenses were offset by program specific charges for services, grants and contributions.
- Outlays for capital assets of \$2,897,267 were primarily comprised of the purchase of labor and materials for major repairs to the school building, through Best Grant funds.
- Business-type activities are no longer separated out since the Food Service fund changed from an Enterprise Fund to a Special Revenue Fund as of July 1, 2014. Revenue in the food service fund from charges for services and operating grants and contributions was not sufficient to cover expenses in the 2020 fiscal year. \$76,500 was transferred from the General fund.

## **Overview of the Financial Statements**

This annual report consists of three parts: management's discussion and analysis (this section), the basic financial statements, and required supplementary information. The basic financial statements include two kinds of statements that present different views of the District:

- The first two statements, Statement of Net Position and Statement of Activities are district-wide financial statements that provide both short-term and long-term information about the District's overall financial status.
- The remaining statements are fund financial statements that focus on individual parts of the District, reporting the District's operations in more detail than the district-wide statements.
- The governmental funds statements tell how basic services such as instruction were financed in the short term as well as what remains for future spending.
- Proprietary funds statements offer short-and long-term financial information about the activities the District operates like businesses, such as food service.

The financial statements also include notes that explain some of the information in the statements and provide more detailed data. The statements are followed by a section of required supplementary information that further explains and supports the financial statements, and includes a comparison to the District's budget for the year.

## **District-wide Financial Statements**

The district-wide financial statements are designed to provide readers a broad overview of the District's finances, in a manner similar to a private-sector business.

The statement of net assets presents information on all of the Prowers County School District RE-1's assets and liabilities, with the difference between the two reported as net assets. Over time, increases or decreases in net assets may serve as a useful indicator of whether the financial position of the Prowers County School District RE-1 is improving or deteriorating. To assess the District's overall health, you need to consider additional non-financial factors such as changes in the District's property tax base and the condition of school buildings and other facilities.

The statement of activities presents information showing how the government's net assets changed during the most recent fiscal year. All changes in net assets are reported as soon as the underlying event giving rise to the change occurs, regardless of the timing of related cash flows. Thus, revenue and expenses are reported in this statement for some items that will only result in cash flows in future fiscal periods (e.g. uncollected taxes)

The district-wide financial statement no longer distinguishes functions of the District that were principally supported by taxes and intergovernmental revenues (government activities) from other

functions that were intended to recover all or a significant portion of their costs through user fees and charges (business-type activities). Governmental activities now include the District's basic services such as regular and special education, transportation, administration, and food services.

The district-wide financial statements can be found on pages 3 & 4 of this report.

### **Fund Financial Statements**

The fund financial statements provide more detailed information about the District's funds, focusing on its most significant or "major" funds, not the District as a whole. Funds are accounting devices the District uses to track specific sources of funding and spending on particular programs. The Prowers County School District RE-1, like other local governments, uses fund accounting to ensure and demonstrate compliance with finance-related legal requirements. The District's funds are divided into two categories: governmental funds and proprietary funds.

*Governmental Funds:* Most of the District's basic services are included in governmental funds, which generally focus on (1) how cash and other financial assets that can readily be converted to cash flow in and out and (2) balances remaining at year-end which are available for spending. Consequently, the governmental funds statements provide a detailed short-term view that helps determine financial resources that may be available in the near term to finance the District's programs. Because this information does not encompass the long-term focus of the district-wide statements, additional information in the reconciliation of the governmental funds statements explains the relationship (or differences) between them.

Prowers County School District RE-1 maintains three individual governmental funds. Information is presented separately in the governmental fund balance sheet and in the governmental fund statement of revenues, expenditures and changes in fund balances for the general fund, which is reported as a major fund. The pupil activity and food service is reported as non-major funds.

*Proprietary funds:* Until the 2014-15 school year, Food Service had been an Enterprise fund and was presented under business-type activities in the district-wide financial statements. It is now presented under other governmental funds. The depreciation expense was dropped when Food Service changed to a special revenue fund. Prowers County School District RE-1 uses proprietary funds to account for its nutrition services.

Non-major Governmental Funds provide the same type of information as the district-wide financial statements, only in more detail. The non-major governmental fund financial statement provides separate information for the nutrition services and pupil activity.

### **Notes to the financial statements**

The notes provide additional information that is essential to a full understanding of the data provided in the district-wide and fund financial statements. The notes to the financial statements can be found on pages 12-27 of this report.

## Other information

In addition to the basic financial statements and accompanying notes, this report also presents supplementary information. Supplementary information includes statements budget-to-actual information for all funds as dictated by state law.

## District-wide Financial Analysis

The fiscal year ended June 30, 2020, is the sixteenth year in which the financial statements of the District are reported following GASB Statement 34. Therefore, comparative information to the prior year is available for this section of the Management Discussion and Analysis.

Table 1 provides a summary of the district's net position at June 30, 2019 & June 30, 2020.

**Table 1**  
**Condensed Statement of Net Position**

	<b>Governmental</b>	<b>Business-type</b>	<b>2020 Total</b>	<b>2019 Total</b>
	<b>Activities</b>	<b>Activities</b>	<b>School District</b>	<b>School District</b>
Current and Other Assets	\$ 5,854,641	-	\$ 5,854,641	\$ 3,319,065
Capital Assets - Net	5,617,047	-	5,617,047	2,762,697
Deferred Outflows	798,415		798,415	1,596,789
<b>Total Assets and Flows</b>	<b>12,270,103</b>	<b>-</b>	<b>12,270,103</b>	<b>7,678,551</b>
Current Liabilities	7,366,076	-	7,366,076	4,571,052
Long Term Liabilities	-	-	-	-
Deferred Inflows	2,951,305	-	2,951,305	3,871,878
<b>Total Liabilities</b>	<b>10,317,381</b>	<b>-</b>	<b>10,317,381</b>	<b>8,442,930</b>
<b>Net Position</b>				
Net Investment in Capital Assets	4,429,168	-	4,429,168	2,762,697
Restricted For:				
Tabor Reserve	91,000		91,000	91,000
Preschool	5,600	-	5,600	3,080
Food Service	0		0	10,914
Capital Outlay	812,121		812,121	
Unrestricted (Deficit)	(3,385,167)	-	(3,385,167)	(3,632,070)
<b>Total net assets at June 30</b>	<b>1,952,722</b>	<b>-</b>	<b>1,952,722</b>	<b>(764,379)</b>

Table 2 provides a summary of the changes in net assets. Following Table 2 is a specific discussion related to overall revenues and expenses.

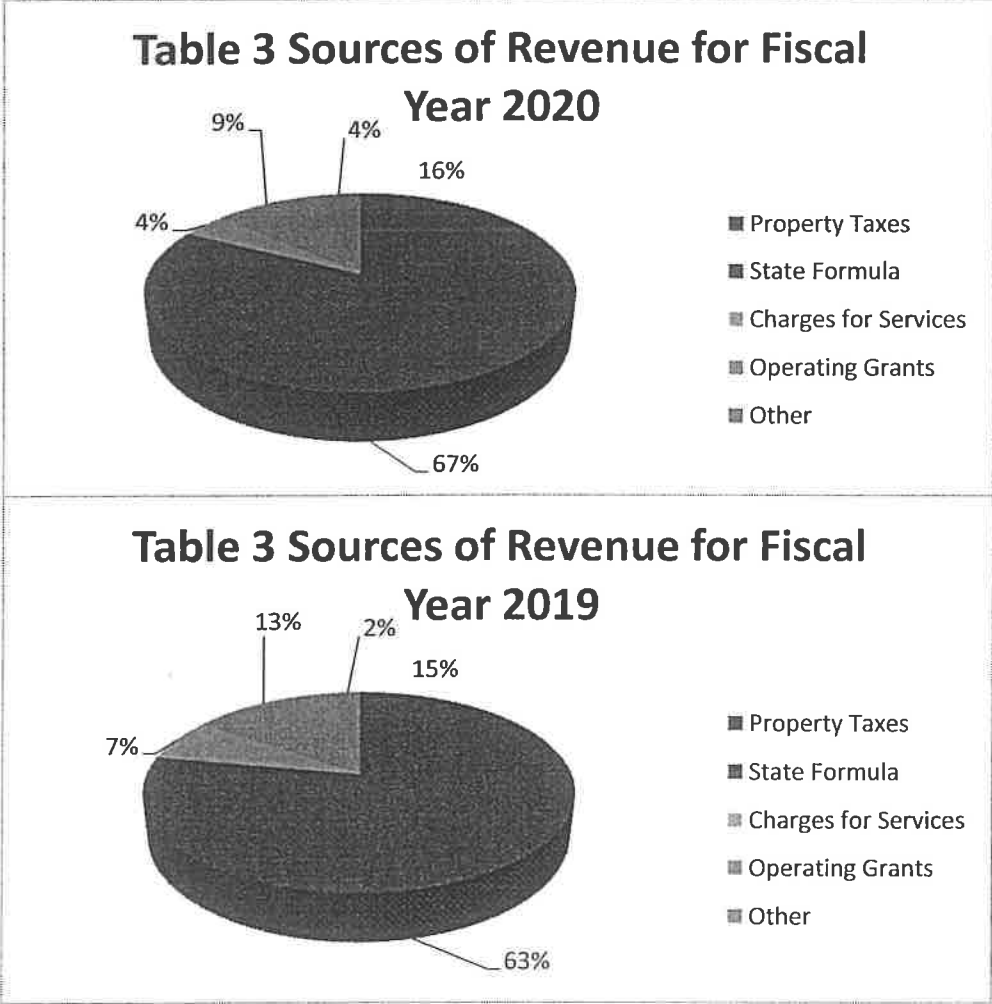
**Table 2**  
**Changes in Net Assets From Operating Results**

	Governmental Activities	Business- Type Activities	2020 Total School District	2019 Total School District
<b>Revenues</b>				
Capital Grants & Contributions	\$ 1,784,817	\$ -	\$ 1,784,817	\$ 0
Charges for Services	\$ 125,691	-	\$ 125,691	\$ 213,040
Operating Grants & Contributions	\$ 293,904	-	\$ 293,904	\$ 421,595
<b>General Revenues</b>				
Property Taxes	\$ 508,496		\$ 508,496	\$ 487,416
State Equalization	\$ 2,121,370		\$ 2,121,370	\$ 2,025,091
Other	\$ 40,133	-	\$ 40,133	\$ 23,415
Other Revenue	\$ 88,458		\$ 88,458	\$ 769,271
Transfers	-	-	-	-
<b>Total Revenues</b>	<b>\$ 4,962,869</b>	<b>-</b>	<b>\$ 4,962,869</b>	<b>\$ 3,939,828</b>
<b>Expenses</b>				
Instruction	\$ 1,764,077	-	\$ 1,764,077	\$ 1,727,262
<b>Support Services:</b>				
Students	\$ 65,827	-	\$ 65,827	\$ 64,373
Instructional Staff	\$ 75,461	-	\$ 75,461	\$ 73,046
General Administration	\$ 221,435	-	\$ 221,435	\$ 222,343
School Administration	\$ 44,334	-	\$ 44,334	\$ 44,122
Operations and Maintenance	\$ 502,160	-	\$ 502,160	\$ 453,895
Student Transportation	\$ 147,752	-	\$ 147,752	\$ 123,618
Central Supporting Services	\$ 63,016	-	\$ 63,016	\$ 65,547
Other Support	\$ 32,473	-	\$ 32,473	\$ 34,236
Capital Outlay	-	-	-	-
Food Service Operations	\$ 163,585	-	\$ 163,585	\$ 164,400
Transfers	-	-	-	-
Pension Amortization	(827,179)	-	(827,179)	\$ 0
OPEB Expenses	\$ (7173)		\$ (7173)	486
<b>Total Expenses</b>	<b>\$ 2,245,768</b>		<b>\$ 2,245,768</b>	<b>\$ 2,973,328</b>
<b>Increase (Decrease) in Net Position</b>				
	<b>\$ 2,717,101</b>	<b>\$ -</b>	<b>\$ 2,717,101</b>	<b>\$ 966,500</b>

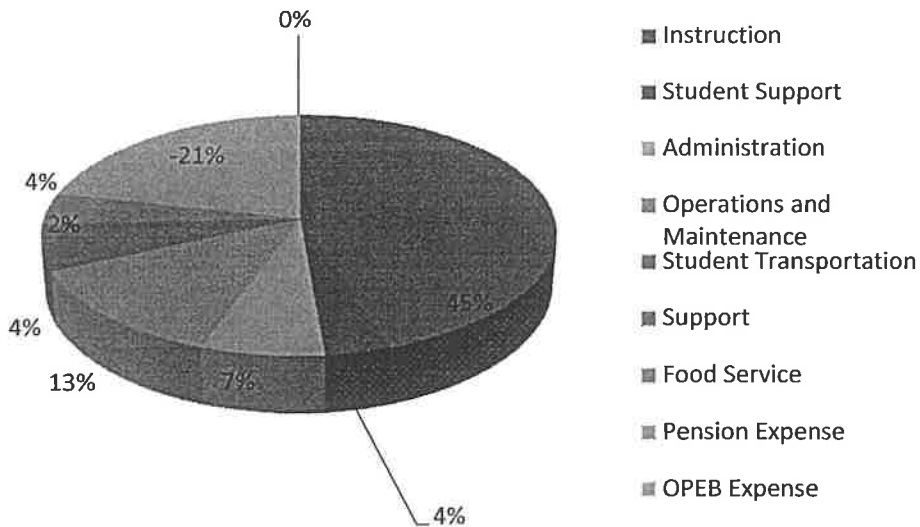
Property taxes and per pupil state formula revenue (state equalization) account for most of the District’s revenue, contributing about 16 cents and 67 cents respectively for every dollar raised (see Table 3). Another 9 cents came from grants and contributions with the remainder from fees charged for services and miscellaneous sources.

The District expenses predominantly relate to instruction and support services, which includes support for students and instructional staff, administration, operations and maintenance, and transportation. Given that Prowers County School District RE-1 is a service organization providing education services to students, the majority of expenses are paid in the form of compensation (salaries and benefits) to the District’s employees.

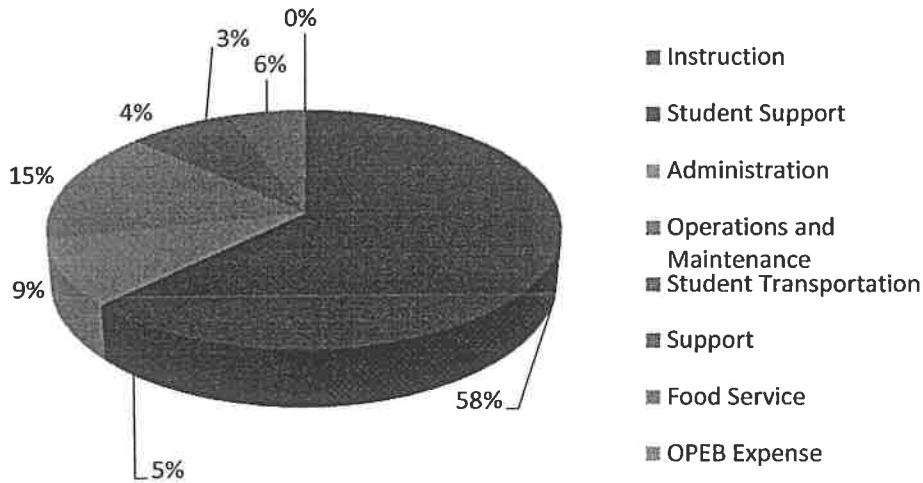
Detailed below in Tables 3 and 4 are charts displaying revenues by source and expenses by program for the total school district.



**Table 4 Expenses for Fiscal Year 2020**



**Table 4 Expenses for Fiscal Year 2019**



**Governmental Activities**

The primary source of operating revenue for school districts comes from the School Finance Act of 1994. Under this act, the district received, \$13,.61 per funded student. In fiscal year 2019-2020, the funded pupil count was 199.0. Funding for the school finance act comes from property taxes, specific ownership taxes and state equalization. The district receives approximately 67 percent of this funding from state equalization while the remaining amounts come from property taxes and specific ownership tax. The district receives approximately 16 percent of funding from property tax.

The statement of activities provides the cost of program services and the related charges for services and grants offsetting those costs. Table 5 reflects each program’s net cost (total cost less fees generated by the programs and intergovernmental aid provided for specific programs). The net cost shows the financial burden placed on the District’s taxpayers by each of these programs.

**Table 5**  
**Net Cost of Governmental Activities (in dollars)**

	<b>Total Cost</b>	<b>Net Cost</b>
	<b>of Services</b>	<b>of Services</b>
Instruction	\$ 1,764,077	\$ -1,443,480
Students	65,827	-65,827
Instructional Staff	75,461	-75,461
General Administration	221,435	-221,435
School Administration	44,334	-44,334
Operations and Maintenance	502,160	1,288,057
Student Transportation	147,752	-130,257
Central Supporting Services	63,016	-63,016
Other Support	32,473	-32,473
Capital Outlay	0	0
Food Service	163,585	-87,482
Pension Change	-827,179	827,179
OPEB Expense	-7,173	7,173
Total	\$ 2,245,768	\$ -41,356

- The cost of all governmental activities this year was \$2,245,768.
- Federal and State government subsidized certain programs with grants and contributions amounting to \$2,078,721.
- Most of the District's costs were financed by District and State taxpayers for a total of \$2,629,866.
- This portion of governmental activities was financed with \$508,496 in property taxes, \$2,121,370 in state aid (equalization) based on the statewide formula for per pupil funding, and \$40,133 in investment earnings and other miscellaneous revenues, \$88,458 not pertaining specifically to a program.

### **Business-type Activities**

Business-type activities are no longer reported separately since the Food Service fund changed from an Enterprise Fund to a Special Revenue Fund as of July 1, 2014. Lunch prices increased in the 2012-13 school year. In future years, lunch prices and other charges may be adjusted to continue to meet expected costs.

### **Financial Analysis of the District's Funds**

Information about the District's funds starts on page 5. These funds are accounted for using the modified accrual basis of accounting. All governmental funds have total revenues and other sources of \$6,964,369 and expenditures of \$5,934,470. The General Fund transferred 76,500 to food service and 70,755 to pupil activity.

## General Fund Budgetary Highlights

The actual expenditures were \$160,580 below budget, primarily because the District budgeted \$5,760,504 from fund balance for unplanned expenditures (contingency). The District did not spend any of the contingency on the assets purchased. The fund balance as of June 30, 2020 (budgetary basis) was \$3,949,688, compared to \$2,918,811 as of June 30, 2019, including \$91,000, and \$91,000 respectively, for TABOR Amendment emergency reserves.

## Capital Assets

By the end of the fiscal year 2020, the District had invested \$9,076,274 in a broad range of capital assets, including land, buildings, site improvements, vehicles, and other equipment. (See Table 6.)

**Table 6**  
**Capital Assets (Net of Depreciation)**

	Governmental Activities		Business-Type Activities		Total	
	2020	2019	2020	2019	2020	2019
Land	\$ 488,022	\$ 488,022	-	\$ -	\$ 488,022	\$ 488,022
Building	1,792,820	1,808,982	-	-	1,792,820	1,808,982
Vehicles	92,744	112,152	-	-	92,744	112,152
Equipment	346,194	353,541	-	-	346,194	353,541
Work in Progress	2,897,267				2,897,267	
Total	\$ 5,617,047	\$ 2,762,697	\$ -	\$ -	\$ 5,617,047	\$ 2,762,697

## Factors Bearing on the District's Future

At the time these financial statements were prepared and audited, the District was aware of the following existing circumstances that could significantly affect its financial health in the future.

- Information from the 2019-2020 student enrollment "October count" shows that Prowers County School District RE-1 had a few more students than last year. The Stabilization factor resulted in an increase in revenue from the funded pupil count.
- Based on historical trends, our projections for student enrollment for fall 2020 will show District enrollment continuing to decline.
- The United States and the State of Colorado have experienced slowing economic conditions in the past several years. One impact of this economic slowing is the reduction

- in the State of Colorado’s general fund revenues, which are expected to continue to decline. Because educational expenditures represent a significant portion of the State of Colorado’s total expenditures, the District anticipates its revenues may be adversely impacted. If the District revenues are reduced, the District will be required to reduce its future expenditures. The district implemented a reduction in force in the 2011-12 year to offset the decline in revenues.
- During the 2014-15 school year, the State replaced the Transitional Colorado Assessment Program (TCAP) with the Partnership for Assessment of Readiness for College and Careers (PARCC). The PARCC tests were given to assess Math and Reading in grades three through nine until 2017-18 when they began including grades three through eight. Colorado Measures of Academic Success (CMAS) tests assess Science in fifth or eighth or eleventh grades and Social Studies in fourth or seventh grades. Twelfth grade is no longer tested in Science and Social Studies. The PSAT test was given to sophomores in the 2015-16 school year and started including freshmen in 2017-18. Juniors now take the ACT and SAT tests. Schools receiving a priority improvement or turn-around status for three straight years face takeover by the State and conversion to a charter school. The Colorado Department of Education determined that the Prowers County School District RE-1 is meeting the intent of the requirements, as set forth in Colorado State Board of Education Rules 2202-R-0.00 through 4.02 (5), and continues to be fully accredited.
- The district, experienced a significant change with the implementation of GASB 68 in the 2014-15 school year, which required the disclosure of the PERA (Public Employees’ Retirement Association) pension obligation. In 2017-18 the district was required to disclose the OPEB (Other Post Employment Benefits) liabilities.
- In the 2014-15 school year, the Food Service Fund changed from an Enterprise Fund to a Special Revenue Fund. The district-wide financial statement no longer offers a good comparative, because there is a significant difference in the Governmental Activities due the Food Service Fund no longer being reflected as a Business Type Activity.
- The Granada RE-1 School replaced the entire roof in the 2018-19 school year, due to hail damage. The District received \$116,000.00 for the Safety Grant, which was used to install new doors in the older section of the building, along with upgrading the security system. The Best Grant was awarded in the amount of \$5,600,000.00. Beginning the summer of 2020, the funds were used to install a generator, replace HVAC units, windows, LED light fixtures, interior doors; and upgrade plumbing and bathroom fixtures. The District acquired a lease purchase agreement in the amount of \$2,000,000.00 in order to pay the matching portion of the Best Grant.

### **Contacting the District’s Financial Management**

This financial report is designed to provide the District’s citizens, taxpayers, customers, and investors and creditors with a general overview of the District’s finances and to demonstrate the District’s accountability for the money it receives. If you have questions about this report or need additional financial information, contact the Business Manager, Prowers County School District RE-1, 201 South Hoisington Street, Granada, CO 81041.

BASIC FINANCIAL STATEMENTS

PROWERS COUNTY SCHOOL DISTRICT RE-1  
STATEMENT OF NET POSITION  
June 30, 2020

	Governmental Activities	Total
<u>ASSETS</u>		
Cash and Equivalents	4,629,985	4,629,985
Accounts Receivable	1,414	1,414
Receivables – Other	-	-
Accrued Revenue	1,183,920	1,183,920
Property Taxes Receivable	32,300	32,300
Inventories	7,022	7,022
Capital Assets	9,076,274	9,076,274
Accumulated Depreciation	<u>(3,459,227)</u>	<u>(3,459,227)</u>
<u>Total Assets</u>	<u>11,471,688</u>	<u>11,471,688</u>
 <u>DEFERRED OUTFLOW OF RESOURCES</u>		
Pensions	786,457	786,457
Other Post Employment Benefits	<u>11,958</u>	<u>11,958</u>
<u>Total Deferred Outflow of Resources</u>	<u>798,415</u>	<u>798,415</u>
 <u>LIABILITIES</u>		
Accounts Payable	1,293,000	1,293,000
Accrued Salaries	197,161	197,161
Unearned Revenue	294,649	294,649
Long Term Liabilities:		
Due Within One Year	67,027	67,027
Due in More than One Year	1,932,973	1,932,973
Net Pension Liability	3,413,430	3,413,430
Net OPEB Liability	<u>167,836</u>	<u>167,836</u>
<u>Total Liabilities</u>	<u>7,366,076</u>	<u>7,366,076</u>
 <u>DEFERRED INFLOW OF RESOURCES</u>		
Pensions	2,905,913	2,905,913
Other Post Employment Benefits	<u>45,392</u>	<u>45,392</u>
<u>Total Deferred Inflow of Resources</u>	<u>2,951,305</u>	<u>2,951,305</u>
 <u>NET POSITION</u>		
Net Investment in Capital Assets	4,429,168	4,429,168
Restricted for:		
TABOR Reserve	91,000	91,000
Preschool	5,600	5,600
Food Service	-	-
Capital Outlay	812,121	812,121
Unrestricted	<u>(3,385,167)</u>	<u>(3,385,167)</u>
<u>TOTAL NET POSITION</u>	<u>1,952,722</u>	<u>1,952,722</u>

The accompanying notes are an integral part of these financial statements.



PROWERS COUNTY SCHOOL DISTRICT RE-1  
BALANCE SHEET  
GOVERNMENTAL FUNDS  
June 30, 2020

	General Fund	Other Governmental Funds	Total Governmental Funds
<u>ASSETS</u>			
Cash and Investments	4,514,757	115,228	4,629,985
Accounts Receivable	-	1,414	1,414
Grants Receivable	1,182,460	1,460	1,183,920
Due From Other Funds	6,270	-	6,270
Property Taxes Receivable	32,300	-	32,300
Inventories	-	<u>7,022</u>	<u>7,022</u>
<u>Total Assets</u>	<u>5,735,787</u>	<u>125,124</u>	<u>5,860,911</u>
<u>LIABILITIES</u>			
Accounts Payable	1,276,415	16,585	1,293,000
Accrued Salaries	197,161	-	197,161
Due To Other Funds	-	6,270	6,270
Unearned Revenue	<u>293,523</u>	<u>1,126</u>	<u>294,649</u>
<u>Total Liabilities</u>	<u>1,767,099</u>	<u>23,981</u>	<u>1,791,080</u>
<u>DEFERRED INFLOW OF RESOURCES</u>			
Deferred Property Taxes	<u>19,000</u>	<u>-</u>	<u>19,000</u>
<u>FUND BALANCES</u>			
Nonspendable:			
Inventories	-	7,022	7,022
Restricted for:			
Emergencies	91,000	-	91,000
Preschool	5,600	-	5,600
Food Service	-	-	-
Capital Outlay	812,121	-	812,121
Committed for:			
Capital Outlay	-	-	-
Assigned for:			
Pupil Activities	-	96,075	96,075
Unassigned	<u>3,040,967</u>	<u>(1,954)</u>	<u>3,039,013</u>
<u>Total Fund Balances</u>	<u>3,949,688</u>	<u>101,143</u>	<u>4,050,831</u>
<u>TOTAL LIABILITIES, DEFERRED INFLOWS AND FUND BALANCES</u>			
	<u>5,735,787</u>	<u>125,124</u>	<u>5,860,911</u>

The accompanying notes are an integral part of these financial statements.

PROWERS COUNTY SCHOOL DISTRICT RE-1  
 RECONCILIATION OF THE BALANCE SHEET OF GOVERNMENTAL FUNDS  
 TO THE STATEMENT OF NET POSITION  
 Year Ended June 30, 2020

Amounts reported for governmental activities in the statement of net position are different because:

TOTAL FUND BALANCE – GOVERNMENTAL FUNDS	4,050,831
Capital assets used in governmental activities are not financial resources and, therefore, are not reported in the funds. The cost of the assets is \$9,076,274 and the accumulated depreciation is \$3,459,227.	5,617,047
Property tax revenue is recognized when earned (claim to resources established) rather than when “available”. All of the deferred property tax revenue is not available.	19,000
The District’s portion of the net pension obligation for PERA is reported on the statement of net position is not reported as a liability in the funds.	(3,413,430)
The District’s portion of the net OPEB obligation for PERA is reported on the statement of net position is not reported as a liability in the funds.	(167,836)
Proceeds from debt is recorded as a revenue in the funds.	(2,000,000)
Deferred flows for contributions made toward the net pension obligation from December 31, 2019 until June 30, 2020 is not reported in the funds.	138,827
Deferred flows for contributions made toward the net OPEB obligation from December 31, 2019 until June 30, 2020 is not reported in the funds.	7,307
Net deferred pension flows – Plan Level	(1,669,173)
Net deferred pension flows – Employer Level	(589,110)
Net deferred OPEB flows – Plan Level	(29,056)
Net deferred OPEB flows – Employer Level	<u>(11,685)</u>
TOTAL NET POSITION – GOVERNMENTAL ACTIVITIES	<u>1,952,722</u>

The accompanying notes are an integral part of these financial statements.

PROWERS COUNTY SCHOOL DISTRICT RE-1  
STATEMENT OF REVENUES, EXPENDITURES, AND CHANGES IN FUND BALANCES  
GOVERNMENTAL FUNDS  
For the Year Ended June 30, 2020

	General Fund	Other Governmental Funds	Total Governmental Funds
<u>REVENUES</u>			
Property Taxes	440,029	-	440,029
Specific Ownership Taxes	69,967	-	69,967
Earnings on Investments	39,404	729	40,133
Other Local Sources	189,287	120,291	309,578
State Aid	3,959,556	3,969	3,963,525
Federal Aid	79,813	61,324	141,137
Allocation to Reserves	-	-	-
<u>Total Revenues</u>	<u>4,778,056</u>	<u>186,313</u>	<u>4,964,369</u>
<u>EXPENDITURES</u>			
<u>Current:</u>			
Instructional Services	1,593,116	170,961	1,764,077
Supporting Services:			
Students	65,827	-	65,827
Instructional Staff	75,461	-	75,461
District Administration	221,435	-	221,435
School Administration	44,334	-	44,334
Business	-	-	-
Operation & Maintenance of Facilities	3,396,165	-	3,396,165
Transportation	108,097	-	108,097
Central	63,016	-	63,016
Other	32,473	-	32,473
Food Service	-	163,585	163,585
Debt Service:			
Principal Retirement	-	-	-
Interest and Fiscal Charges	-	-	-
Capital Outlay	-	-	-
<u>Total Expenditures</u>	<u>5,599,924</u>	<u>334,546</u>	<u>5,934,470</u>
<u>EXCESS (DEFICIENCY) OF REVENUES OVER (UNDER) EXPENDITURES</u>	<u>(821,868)</u>	<u>(148,233)</u>	<u>(970,101)</u>
<u>OTHER FINANCING SOURCES (USES)</u>			
Transfers	(147,255)	147,255	-
Proceeds from Debt	2,000,000	-	2,000,000
<u>Total Other Financing Sources (Uses)</u>	<u>1,852,745</u>	<u>147,255</u>	<u>2,000,000</u>
<u>NET CHANGE IN FUND BALANCES</u>	1,030,877	(978)	1,029,899
<u>FUND BALANCES – Beginning</u>	<u>2,918,811</u>	<u>102,121</u>	<u>3,020,932</u>
<u>FUND BALANCES – Ending</u>	<u>3,949,688</u>	<u>101,143</u>	<u>4,050,831</u>

The accompanying notes are an integral part of these financial statements.

PROWERS COUNTY SCHOOL DISTRICT RE-1  
 RECONCILIATION OF THE STATEMENT OF REVENUES, EXPENDITURES, AND CHANGES  
 IN FUND BALANCES OF GOVERNMENT FUNDS TO THE STATEMENT OF ACTIVITIES  
 For The Year Ended June 30, 2020

---

Amounts reported for governmental activities in the statement of activities are different because:

NET CHANGE IN FUND BALANCES – TOTAL GOVERNMENTAL FUNDS	1,029,899
<p>Governmental funds report capital outlay as expenditures. However, in the statement of activities, assets with an initial, individual cost of more than \$5,000 are capitalized and the cost is allocated over their estimated useful lives and reported as depreciation expense. This is the amount by which depreciation exceeded capital outlays in the current period.</p>	
Capital Outlays more than \$5,000	2,994,863
Depreciation Expense	<u>(140,513)</u>
	2,854,350
<p>Proceeds from a capital lease is recorded as an other financing source in the fund financial Statements but is not reflected in the statement of activities.</p>	
	(2,000,000)
<p>Property tax revenues received prior to the year for which they are being levied or are not “available” at year end are reported as deferred inflows in the governmental funds. They are, however recorded as revenues in the statement of activities. Deferred property tax revenues decreased this year.</p>	
	(1,500)
<p>The statement of activities reports net pension obligation which is not reported in the fund financial statements.</p>	
Change in net pension obligation	675,759
Change in net OPEB obligation	36,394
Deferred flows from net pension obligations	151,420
Deferred flows from net OPEB obligations	<u>(29,221)</u>
CHANGE IN NET POSITION OF GOVERNMENTAL ACTIVITIES	<u>2,717,101</u>

The accompanying notes are an integral part of these financial statements.

NOTES TO BASIC FINANCIAL STATEMENTS

PROWERS COUNTY SCHOOL DISTRICT RE-1  
NOTES TO FINANCIAL STATEMENTS  
June 30, 2020

---

NOTE 1      SUMMARY OF SIGNIFICANT ACCOUNTING POLICIES

The accounting policies of Prowers County School District RE-1 (District) conform with generally accepted accounting principles (GAAP) as applicable to government units. The Governmental Accounting Standards Board (GASB) is the accepted standard-setting body for establishing governmental accounting and financial reporting principles. The more significant of the District's accounting policies are described below.

The District operates under an elected Board of Education with 6 members.

The District is the lowest level of government, which is considered to be financially accountable over all activities related to public school education in Prowers County School District RE-1. The District receives funding from local, state, and federal government sources and must comply with requirements of these funding source entities. The Board of Education members are elected by the public and have decision-making authority, the power to designate management, the ability to significantly influence operations, and primary accountability for fiscal matters.

A. Reporting Entity

Governmental Accounting Standards board (GASB) Statement No. 14 (as amended by Statements No. 34, No. 39 and No. 61), "*The Financial Reporting Entity*" (GASB No. 14) describes the financial reporting entity as it relates to governmental accounting. According to this Statement, the financial reporting entity consists of a) the primary government, b) organizations for which the primary government is financially accountable, and c) other organizations whose exclusion from the reporting entity's financial statements would cause those statements to be misleading or incomplete. Any organizations that can be described by these last two items are included with the primary government in the financial statements as component units.

This District is not included in any other governmental "reporting entity" as defined in GASB No. 14 and does not include any other component unit as part of its "reporting entity". As required by accounting principles generally accepted in the USA, these basic financial statements present the District (the primary government) and its component units.

PROWERS COUNTY SCHOOL DISTRICT RE-1  
NOTES TO FINANCIAL STATEMENTS  
June 30, 2020

---

NOTE 1    SUMMARY OF SIGNIFICANT ACCOUNTING POLICIES (Continued)

B.        Government-Wide and Fund Financial Statements

The Government-wide financial statements (i.e., the statement of net position and the statement of activities) report information on all of the nonfiduciary activities of the District. For the most part, the effect of interfund activity has been removed from these statements. Governmental activities, which normally are supported by taxes and intergovernmental revenues, are reported separately from business-type activities, which rely to a significant extent on fees and charges for support.

The statement of activities demonstrates the degree to which the direct expenses of a given function or segment are offset by program revenues. Direct expenses are those that are clearly identifiable with a specific function. Program revenues include 1) charges to customers or applicants who purchase, use, or directly benefit from goods, services, or privileges provided by a given function and 2) grants and contributions that are restricted to meeting the operational or capital requirements of a particular function. Taxes and other items not properly included among program revenues are reported instead as general revenues.

Separate financial statements are provided for governmental funds and proprietary funds. Major individual governmental funds (General Fund) and individual enterprise funds are reported as separate columns in the fund financial statements.

C.        Measurement Focus, Basis of Accounting, and Financial Statement Presentation

The accounting and financial reporting treatment applied to a fund is determined by its measurement focus. The government-wide financial statements are presented using the economic resources measurement focus and the accrual basis of accounting, as are the proprietary fund statements. Revenues are recorded when earned and expenses are recorded when a liability is incurred, regardless of the timing of related cash flows. Property taxes are recognized as revenues in the year for which they are levied. Grants and similar items are recognized as revenue as soon as all eligibility requirements imposed by the provider have been met.

As a general rule the effect of interfund activity has been eliminated from the government-wide financial statements. Exceptions to this general rule are charges between the District's governmental and business-type activities. Elimination of these charges would distort the direct costs and program revenues reported for the various functions concerned.

Governmental fund financial statements are reported using the current financial resources measurement focus and the modified accrual basis of accounting. With this measurement focus, operating statements present increases and decreases in net current assets and unreserved fund balance as a measure of available spendable resources. This means that only current liabilities are generally included on their balance sheets.

Amounts reported as program revenues included 1) charges to customers or applicants for goods, services or privileges provided 2) operating grants and contributions, and 3) capital grants and contributions, including special assessments. Internally dedicated resources are reported as general revenues rather than as program revenues. Likewise, general revenues include all taxes.

PROWERS COUNTY SCHOOL DISTRICT RE-1  
NOTES TO FINANCIAL STATEMENTS  
June 30, 2020

---

NOTE 1    SUMMARY OF SIGNIFICANT ACCOUNTING POLICIES (Continued)

C.    Measurement Focus, Basis of Accounting, and Financial Statement Presentation (Continued)

All governmental fund types use the modified accrual basis of accounting. Revenues are recognized as soon as they are both measurable and available. “Measurable” means the amount of the transaction can be determined and “available” means collectible within the current period, or soon enough thereafter, to pay liabilities of the current period. Revenues are considered to be available if collected within 60 days after year-end.

Property and automotive ownership taxes are reported as receivables and deferred inflows when levied and as revenues when due for collection in the following year and determined to be available.

Grants and entitlement revenues are recognized when compliance with matching requirements is met. A receivable is established when the related expenditures exceed revenue receipts.

Expenditures are recorded when the related fund liability is incurred with the exception of general obligation and capital lease debt service which is recognized when due and certain accrued sick and personal pay which are accounted for as expenditures when expected to be liquidated with expendable available financial resources.

The proprietary fund types are accounted for on the accrual basis of accounting. Revenues are recognized when earned and expenses are recognized when incurred. The measurement focus in these funds is on the flow of economic resources and emphasizes the determination of net income. All assets and all liabilities associated with their activity are included on their balance sheets. Proprietary fund type operating statements present increases (revenues) and decreases (expenses) in net total assets.

Proprietary funds distinguish operating revenues and expenses from nonoperating items. Operating revenues and expenses generally result from providing goods and services in connection with a proprietary fund’s ongoing operations. The principal operating revenues of the District’s proprietary funds are charges to customers for sales and services. Operating expenses for enterprise funds and internal service funds include the cost of sales and services, administrative expenses, and depreciation on capital assets. All revenue and expenses not meeting this definition are reported as nonoperating revenues and expenses.

When both restricted and unrestricted resources are available for use, it is the District’s policy to use restricted resources first, then unrestricted resources, as they are needed.

D.    Fund Accounting

The accounts of the District are organized on the basis of funds, each of which is considered to be a separate accounting entity. The operations of each fund are accounted for with a separate set of self-balancing accounts that comprise its assets, liabilities, fund equity, revenues and expenditures, or expenses, as appropriate. Resources are allocated to and accounted for in individual funds based upon the purposes for which they are to be spent and the means by which spending activities are controlled. The major funds presented in the accompanying basic financial statements are as follows:

PROWERS COUNTY SCHOOL DISTRICT RE-1  
NOTES TO FINANCIAL STATEMENTS  
June 30, 2020

---

NOTE 1    SUMMARY OF SIGNIFICANT ACCOUNTING POLICIES (Continued)

D.    Fund Accounting (Continued)

• Major Governmental Funds

1. General Fund – the general operating fund of the District; used to account for all resources that are not required legally or by sound financial management to be accounted for in another fund.

E.    Cash and Investments

Cash represents amounts on deposit with financial institutions or held by the District. The District is allowed to invest in the following types of investments: short-term certificates of deposit, repurchase agreements, money market deposit accounts, mutual funds, government pools, and U.S. Treasury Obligations. The District considers all highly liquid investments with a maturity of three months or less when purchased to be cash equivalents.

Investments are recorded at fair value in accordance with GASB Statement No. 72 *Fair Value Measurement and Application*. Accordingly, the change in fair value of investments is recognized as an increase or decrease to investment assets and investment income.

F.    Receivables

Property taxes levied in 2019 but uncollected in 2020 are identified as property taxes receivable. Amounts of property taxes that are not available at June 30, 2020 are recorded as deferred inflows, and are presented net of an allowance for uncollectible taxes. Program grants are recorded as receivables and revenues at the time reimbursable project costs are incurred.

G.    Inventories

Materials and supplies inventories are stated at cost. Inventories recorded in the Food Services Fund consist of purchased and donated commodities. Purchased inventories are stated at cost. Donated inventories, received at no cost under a program supported by the Federal Government, are recorded at their estimated fair value at the date of receipt.

The cost of all inventories is recorded as an asset when the individual inventory items are purchased, and as an expenditure or expense when consumed.

PROWERS COUNTY SCHOOL DISTRICT RE-1  
NOTES TO FINANCIAL STATEMENTS  
June 30, 2020

---

NOTE 1    SUMMARY OF SIGNIFICANT ACCOUNTING POLICIES (Continued)

H.        Capital Assets

Capital assets, which include property, vehicles and equipment, are utilized for general District operations and are capitalized at actual or estimated cost. Donations of such assets are recorded at estimated fair value at the time of donation. Capital assets are reported in the applicable governmental or business-type activities columns in the government-wide financial statements.

Maintenance, repairs, and minor renovations are recorded as expenditures when incurred. Major additions and improvements are capitalized. When assets used in the operation of the governmental fund types are sold, the proceeds of the sale are recorded as revenues in the appropriate fund. The District does not capitalize interest on the construction of capital assets in governmental funds. However, the District does capitalize interest on the construction of capital assets in business-type activities.

The monetary threshold for capitalization of assets is \$5,000. The District's capital assets are depreciated using the straight-line method over the estimated useful lives of the fixed assets (5-40 years). Depreciation of all capital assets is charged as an expense against their operations. Depreciation is recorded in the year of acquisition.

I.        Long-Term Obligations

In the government-wide financial statements, and proprietary fund types in the fund financial statements, long term debt and other long-term obligations are reported as liabilities in the applicable government activities, business-type activities, or proprietary fund type statement of net position. The District records long-term debt of governmental funds at the face value. The District's general obligation bonds are serviced from property taxes and other revenues of the Debt Service Fund. Capital leases are serviced from property taxes and other revenues of the General Fund and Capital Reserve Fund. The long-term accumulated unpaid accrued sick leave is serviced from property taxes and other revenues by the respective fund type from future appropriations.

J.        Constitutional Amendment

In November 1992, Colorado voters approved Article X of the Colorado Constitution by adding Section 20, commonly known as the Taxpayer's Bill of Rights (TABOR). TABOR contains revenue, spending, tax and debt limitations, which apply to the State of Colorado and local governments. It requires, with certain exceptions, advance voter approval for any new tax, tax rate increase, mill levy above that for the prior year, extension of an expiring tax, or tax policy change directly causing a net tax revenue gain to any entity.

On November 4, 1997 the registered voters approved a ballot resolution authorizing Prowers County School District RE-1 to collect, retain and expend all revenues from any source provided that no property tax mill levy be increased or any new tax be imposed.

PROWERS COUNTY SCHOOL DISTRICT RE-1  
NOTES TO FINANCIAL STATEMENTS  
June 30, 2020

---

NOTE 1 SUMMARY OF SIGNIFICANT ACCOUNTING POLICIES (Continued)

J. Constitutional Amendment (Continued)

Except for refinancing bonded debt at a lower interest rate or adding new employees to existing pension plans, TABOR requires advance voter approval for the creation of any multiple-fiscal year debt or other financial obligation unless adequate present cash reserves are pledged irrevocably and held for payments in all future years. TABOR requires local governments to establish emergency reserves to be used for declared emergencies only. Emergencies, as defined by TABOR, exclude economic conditions, revenue shortfalls, or salary or fringe benefit increases. These reserves are required to be three percent or more of fiscal year spending (excluding bonded debt service). As of June 30, 2020 the District reserved \$91,000 for this purpose.

Spending and revenue limits are determined based on the prior fiscal year's spending adjusted for inflation in the prior calendar year plus annual increases in funded student enrollment. Fiscal year spending is generally defined as expenditures and reserve increases with certain exceptions.

K. Property Taxes

Under Colorado law, all property taxes are due and payable in the year following the year levied. The 2019 property tax calendar for Prowers County was as follows:

Levy Date	December 22, 2019
Lien Date	January 1, 2020
Tax Bills Mailed	January 1, 2020
First Installment Due	February 28, 2020
Second Installment Due	June 15, 2020
If Paid in Full, Due	April 30, 2020
Tax Sale – 2018 Delinquent Property Taxes	October 25, 2019

L. Use of Estimates

The preparation of financial statements in conformity with generally accepted accounting principles requires management to make estimates and assumptions that affect the reported amounts of assets and liabilities and disclosure of contingent assets and liabilities at the date of the financial statements and the reported amounts of revenues and expenses during the reporting period. Actual results could differ from those estimates.

PROWERS COUNTY SCHOOL DISTRICT RE-1  
NOTES TO FINANCIAL STATEMENTS  
June 30, 2020

---

NOTE 1 SUMMARY OF SIGNIFICANT ACCOUNTING POLICIES (Continued)

M. GASB Statement No. 54

The Government Accounting Standards Board (GASB) has issued Statement No. 54, Fund Balance Reporting and Governmental Fund Type Definitions (GASB 54). This statement defines the different types of fund balances that a governmental entity must use for financial reporting purposes.

GASB 54 requires the fund balance amounts to be properly reported within one of the fund balance categories list below.

1. Nonspendable such as fund balances associated with inventories, prepaids, long-term loans and notes receivable, and property held for resale (unless the proceeds are restricted, committed, or assigned).
2. Restricted fund balance category includes amounts that can be spent only for the specific purposes stipulated by constitution, external resource providers, or through enabling legislation.
3. Committed fund balance classification includes amounts that can be used only for the specific purposes determined by a formal action of the School District Board of Directors (the District's highest level of decision-making authority).
4. Assigned fund balance classification is intended to be used by the government for specific purposes that do not meet the criteria to be classified as restricted or committed.
5. Unassigned fund balance is the residual classification for the government's general fund and includes all spendable amounts not contained in the other classifications.

Fund Balance Classification Policies and Procedures

Committed Fund Balance Policy:

The District's Committed Fund Balance is fund balance reporting required by the School Board, either because of a School Board Policy in the School Board Policy Manual, or because of motions that passed at School Board meetings.

Assigned Fund Balance Policy:

The District's Assigned Fund Balance is fund balance reporting occurring by School Board Administration authority, under the direction of the Chief Business Officer.

Order of Fund Balance Spending Policy

The District's policy is to apply expenditures against non-spendable fund balance, restricted fund balance, committed fund balance, assigned fund balance, and unassigned fund balance at the end of the fiscal year by adjusting journal entries.

First, non-spendable fund balances are determined. Then restricted fund balances for specific purposes are determined (not including non-spendable amounts). Then unrestricted fund balances are determined following the order of committed, assigned, and unassigned.

PROWERS COUNTY SCHOOL DISTRICT NUMBER RE-1  
 NOTES TO FINANCIAL STATEMENTS  
 June 30, 2020

NOTE 1 SUMMARY OF SIGNIFICANT ACCOUNTING POLICIES (Continued)

M. GASB Statement No. 54 (Continued)

Fund Balance Classification by Fund:

	<u>General Fund</u>	<u>Pupil Activity Fund</u>	<u>Food Service Fund</u>	<u>Total Governmental Funds</u>
<u>Nonspendable:</u>				
Inventories	-	-	7,022	7,022
<u>Restricted:</u>				
Emergencies	91,000	-	-	91,000
Preschool	5,600	-	-	5,600
Capital Outlay	812,121	-	-	812,121
Food Service	-	-	-	-
<u>Assigned:</u>				
Pupil Activities	-	96,075	-	96,075
<u>Unassigned</u>	<u>3,040,967</u>	<u>-</u>	<u>(1,954)</u>	<u>3,039,013</u>
<u>Total Fund Balances</u>	<u>3,949,688</u>	<u>96,075</u>	<u>5,068</u>	<u>4,050,831</u>

N. DEFERRED OUTFLOWS / INFLOWS OF RESOURCES

In addition to assets, the statement of financial position and the balance sheet will sometimes report a separate section for deferred outflows of resources. This separate financial statement element, deferred outflows of resources, represents a consumption of net position that applies to a future period(s) and so will not be recognized as an outflow of resources (expense/expenditure) until then.

In addition to liabilities, the statement of financial position and the balance sheet will sometimes report a separate section for deferred inflows of resources. This separate financial statement element, deferred inflows of resources, represents an acquisition of net position that applies to a future period(s) and so will not be recognized as an inflow of resources (revenue) until that time.

NOTE 2 RECONCILIATION OF GOVERNMENT-WIDE AND FUND FINANCIAL STATEMENTS

The governmental funds balance sheet includes a reconciliation between *fund balances – total governmental funds* and *net position – governmental activities* as reported in the government-wide statement of net position. Additionally, the governmental fund statement of revenues, expenditures, and changes in fund balances includes a reconciliation between *net change in fund balances – total government funds* and *changes in net position of governmental activities* as reported in the government-wide statement of activities.

These reconciliations detail items that require adjustment to convert from the current resources measurement and modified accrual basis for governmental fund statements to the economic resources measurement and full accrual basis used for government-wide statements. However, certain items having no effect on measurement and basis were eliminated from the government fund statements during the consolidation of governmental activities.

PROWERS COUNTY SCHOOL DISTRICT RE-1  
 NOTES TO FINANCIAL STATEMENTS  
 June 30, 2020

NOTE 2    RECONCILIATION OF GOVERNMENT-WIDE AND FUND FINANCIAL STATEMENTS  
 (Continued)

	Items Eliminated	
	Transfers Out	Transfers In
General Fund	147,225	-
Food Service Fund	-	76,500
Pupil Activity Fund	-	70,755
	147,225	147,255
	Due To	Due From
General Fund	-	6,270
Food Service Fund	6,270	-
	6,270	6,270

NOTE 3    BUDGETARY INFORMATION

Revenues and expenditures are controlled by budgetary accounting systems in accordance with various legal requirements. The budgeted revenues and expenditures represent the original adopted budget as subsequently adjusted by the Board of Education in accordance with Colorado School Laws. Budgets are generally prepared on the same basis as that used for accounting purposes.

The District has set procedures to be followed in establishing the budgetary data reflected in the financial statements:

1. Prior to June 1, Management submits to the Board of Education a proposed operating budget for the fiscal year commencing the following July 1. The operating budget includes proposed expenditures and the means of financing them.
2. Public notices are released to obtain taxpayer comments.
3. Prior to June 30, the budget is legally enacted through passage of a resolution.
4. Management is authorized to transfer budgeted amounts between categories within any fund; however, any revisions that alter the total expenditures of any fund must be approved by the Board of Education.
5. Formal budgetary integration should be employed as a management control device during the year for the General Fund, Special Revenue Funds, and Enterprise Funds.
6. Budgets for the General, Special Revenue, and Enterprise Funds are adopted on a basis consistent with generally accepted accounting principles (GAAP).

PROWERS COUNTY SCHOOL DISTRICT RE-1  
 NOTES TO FINANCIAL STATEMENTS  
 June 30, 2020

NOTE 3    BUDGETARY INFORMATION (Continued)

All appropriations lapse at the end of each fiscal year. Authorization to transfer budgeted amounts between programs and/or departments within any fund and the reallocation of budget line items within any program and/or department rests with the Superintendent of Schools and may be delegated to an appropriate level of management. Revisions and/or supplemental appropriations that alter the total expenditures of any fund must be approved by the Board of Education.

Budgetary amounts reported in the accompanying basic financial statements are as originally adopted and amended by the Superintendent and/or the Board of Education throughout the year.

NOTE 4    CASH AND INVESTMENTS

Deposits

The Colorado Public Deposit Protection Act (PDPA), requires that all units of local government deposit cash in eligible public depositories, eligibility is determined by state regulators. Amounts on deposit in excess of federal insurance levels must be collateralized. The eligible collateral is determined by the PDPA. PDPA allows the institution to create a single collateral pool for all public funds. The pool is to be maintained by another institution or held in trust for all the uninsured public deposits as a group. The market value of the collateral must be at least equal to the aggregate uninsured deposits.

At June 30, 2020, the District's bank balance and corresponding carrying balance were as follows:

	<u>Carrying Balance</u>	<u>Bank Balance</u>
Insured (FDIC)	705,152	705,152
Uninsured, Collateralized under the Public Deposit Protection Act of the State of Colorado	3,915,297	4,251,900
Cash with County Treasurer	9,536	-
Cash on Hand	-	-
<u>Total Cash and Deposits</u>	<u>4,629,985</u>	<u>4,957,052</u>

As presented above, deposits with a bank balance of \$4,251,900 and a carrying balance of \$3,915,297 as of June 30, 2020 are uninsured, are exposed to custodial risk, and are collateralized with securities held by the pledging financial institution.

PROWERS COUNTY SCHOOL DISTRICT RE-1  
 NOTES TO FINANCIAL STATEMENTS  
 June 30, 2020

NOTE 5    CAPITAL ASSETS

A summary of changes in capital assets is as follows:

Governmental Activities

	<u>Balance</u> <u>July 1, 2019</u>	<u>Increases</u>	<u>Decreases</u>	<u>Balance</u> <u>June 30, 2020</u>
<u>Capital Assets Not Being Depreciated</u>				
Land	488,022	-	-	488,022
Construction in Progress	-	<u>2,897,267</u>	-	<u>2,897,267</u>
<u>Total Capital Assets Not Being Depreciated</u>	<u>488,022</u>	<u>2,897,267</u>	-	<u>3,385,289</u>
<u>Capital Assets Being Depreciated</u>				
Buildings & Site Improvements	3,714,302	84,696	-	3,798,998
Transportation Equipment	777,372	12,900	28,181	762,091
Equipment	<u>1,129,896</u>	-	-	<u>1,129,896</u>
<u>Total Capital Assets Being Depreciated</u>	<u>5,621,570</u>	<u>97,596</u>	<u>28,181</u>	<u>5,690,985</u>
<u>Less Accumulated Depreciation for:</u>				
Building & Site Improvements	1,905,320	100,858	-	2,006,178
Transportation Equipment	665,220	32,308	28,181	669,347
Equipment	<u>776,355</u>	<u>7,347</u>	-	<u>783,702</u>
<u>Total Accumulated Depreciation</u>	<u>3,346,895</u>	<u>140,513</u>	<u>28,181</u>	<u>3,459,227</u>
 <u>Total Capital Assets Being Depreciated, Net</u>	 <u>2,274,675</u>	 <u>(42,917)</u>	 <u>-</u>	 <u>2,231,758</u>
 <u>Governmental Activities Capital Assets, Net</u>	 <u>2,762,697</u>	 <u>2,854,350</u>	 <u>-</u>	 <u>5,617,047</u>

Depreciation expense was charged to functions/programs of the primary government as follows:

Governmental Activities:

Instruction	-
Student Support	-
Instructional Support	-
General Administration Support	-
School Administration Support	-
Business Services Support	-
Operations and Maintenance	100,858
Transportation	<u>39,655</u>
<u>Total Depreciation Expense –Governmental Activities</u>	<u>140,513</u>

NOTE 6

PENSION PLAN

**Defined Benefit Pension Plan**

**Summary of Significant Accounting Policies**

Pensions. Prowers County School District RE-1 participates in the School Division Trust Fund (SCHDTF), a cost-sharing multiple-employer defined benefit pension plan administered by the Public Employees' Retirement Association of Colorado ("PERA"). The net pension liability, deferred outflows of resources and deferred inflows of resources related to pensions, pension expense, information about the fiduciary net position and additions to/deductions from the fiduciary net position of the SCHDTF have been determined using the economic resources measurement focus and the accrual basis of accounting. For this purpose, benefit payments (including refunds of employee contributions) are recognized when due and payable in accordance with the benefit terms. Investments are reported at fair value.

The Colorado General Assembly passed significant pension reform through Senate Bill (SB) 18-200: *Concerning Modifications to the Public Employees' Retirement Association Hybrid Defined Benefit Plan Necessary to Eliminate with a High Probability the Unfunded Liability of the Plan Within the Next Thirty Years*. The bill was signed into law by Governor Hickenlooper on June 4, 2018. SB 18-200 makes changes to certain benefit provisions. Some, but not all, of these changes were in effect as of June 30, 2020.

**General Information about the Pension Plan**

*Plan description.* Eligible employees of the Prowers County School District RE-1 are provided with pensions through the SCHDTF - a cost-sharing multiple-employer defined benefit pension plan administered by PERA. Plan benefits are specified in Title 24, Article 51 of the Colorado Revised Statutes (C.R.S.), administrative rules set forth at 8 C.C.R. 1502-1, and applicable provisions of the federal Internal Revenue Code. Colorado State law provisions may be amended from time to time by the Colorado General Assembly. PERA issues a publicly available comprehensive annual financial report (CAFR) that can be obtained at [www.copera.org/investments/pera-financial-reports](http://www.copera.org/investments/pera-financial-reports).

*Benefits provided as of December 31, 2019.* PERA provides retirement, disability, and survivor benefits. Retirement benefits are determined by the amount of service credit earned and/or purchased, highest average salary, the benefit structure(s) under which the member retires, the benefit option selected at retirement, and age at retirement. Retirement eligibility is specified in tables set forth at C.R.S. § 24-51-602, 604, 1713, and 1714.

The lifetime retirement benefit for all eligible retiring employees under the PERA benefit structure is the greater of the:

- Highest average salary multiplied by 2.5 percent and then multiplied by years of service credit.
- The value of the retiring employee's member contribution account plus a 100 percent match on eligible amounts as of the retirement date. This amount is then annuitized into a monthly benefit based on life expectancy and other actuarial factors.

PROWERS COUNTY SCHOOL DISTRICT RE-1  
NOTES TO BASIC FINANCIAL STATEMENTS  
June 30, 2020

---

**NOTE 6**      PENSION PLAN (Continued)

The lifetime retirement benefit for all eligible retiring employees under the Denver Public Schools (DPS) benefit structure is the greater of the:

- Highest average salary multiplied by 2.5 percent and then multiplied by years of service credit.
- \$15 times the first 10 years of service credit plus \$20 times service credit over 10 years plus a monthly amount equal to the annuitized member contribution account balance based on life expectancy and other actuarial factors.

In all cases the service retirement benefit is limited to 100 percent of highest average salary and also cannot exceed the maximum benefit allowed by federal Internal Revenue Code.

Members may elect to withdraw their member contribution accounts upon termination of employment with all PERA employers; waiving rights to any lifetime retirement benefits earned. If eligible, the member may receive a match of either 50 percent or 100 percent on eligible amounts depending on when contributions were remitted to PERA, the date employment was terminated, whether 5 years of service credit has been obtained and the benefit structure under which contributions were made.

As of December 31, 2019, benefit recipients who elect to receive a lifetime retirement benefit are generally eligible to receive post-retirement cost-of-living adjustments, referred to as annual increases in the C.R.S., once certain criteria are met. Pursuant to SB 18-200, the annual increase for 2019 is 0.00 percent for all benefit recipients. Thereafter, benefit recipients under the PERA benefit structure who began eligible employment before January 1, 2007, and all benefit recipients of the DPS benefit structure will receive an annual increase of 1.25 percent unless adjusted by the automatic adjustment provision (AAP) pursuant to C.R.S. § 24-51-413. Benefit recipients under the PERA benefit structure who began eligible employment on or after January 1, 2007, will receive the lesser of an annual increase of 1.25 percent or the average Consumer Price Index for Urban Wage Earners and Clerical Workers for the prior calendar year, not to exceed 10 percent of PERA's Annual Increase Reserve (AIR) for the SCHDTF. The AAP may raise or lower the aforementioned annual increase by up to 0.25 percent based on the parameters specified in C.R.S. § 24-51-413.

Disability benefits are available for eligible employees once they reach five years of earned service credit and are determined to meet the definition of disability. The disability benefit amount is based on the lifetime retirement benefit formula(s) shown above considering a minimum 20 years of service credit, if deemed disabled.

Survivor benefits are determined by several factors, which include the amount of earned service credit, highest average salary of the deceased, the benefit structure(s) under which service credit was obtained, and the qualified survivor(s) who will receive the benefits.

*Contribution provisions as of June 30, 2020:* Eligible employees, Prowers County School District RE-1 and the State are required to contribute to the SCHDTF at a rate set by Colorado statute. The contribution requirements for the SCHDTF are established under C.R.S. § 24-51-401, *et seq.* and § 24-51-413. Eligible employees are required to contribute 8.75 percent of their PERA-includable salary during the period of July 1, 2019 through June 30, 2020. Employer contribution requirements are summarized in the table below.

PROWERS COUNTY SCHOOL DISTRICT RE-1  
 NOTES TO BASIC FINANCIAL STATEMENTS  
 June 30, 2020

NOTE 6 PENSION PLAN (Continued)

	July 1, 2019 Through June 30, 2020
Employer Contribution Rate	10.40%
Amount of employer contribution apportioned to the Health Care Trust Fund as specified in C.R.S. § 24-51-208(1)(f)	(1.02)%
Amount apportioned to the SCHDTF	9.38%
Amortization Equalization Disbursement (AED) as specified in C.R.S. § 24-51-411	4.50%
Supplemental Amortization Equalization Disbursement (SAED) as specified in C.R.S. § 24-51-411	5.50%
<b>Total employer contribution rate to the SCHDTF</b>	<b>19.38%</b>

Contribution rates for the SCHDTF are expressed as a percentage of salary as defined in C.R.S. § 24-51-101(42).

As specified in C.R.S. § 24-51-414, the State is required to contribute \$225 million each year to PERA starting on July 1, 2018. A portion of the direct distribution payment is allocated to the SCHDTF based on the proportionate amount of annual payroll of the SCHDTF to the total annual payroll of the SCHDTF, State Division Trust Fund, Judicial Division Trust Fund, and Denver Public Schools Division Trust Fund. A portion of the direct distribution allocated to the SCHDTF is considered a nonemployer contribution for financial reporting purposes.

Subsequent to the SCHDTF's December 31, 2019, measurement date, HB20-1379 *Suspend Direct Distribution to PERA Public Employees Retirement Association for 2020-21 Fiscal Year*, was passed into law during the 2020 legislative session and signed by Governor Polis on June 29, 2020. This bill suspends the July 1, 2020, \$225 million direct distribution allocated to the State, School, Judicial, and DPS Divisions, as required under Senate Bill 18-200.

Employer contributions are recognized by the SCHDTF in the period in which the compensation becomes payable to the member and the Prowers County School District RE-1 is statutorily committed to pay the contributions to the SCHDTF. Employer contributions recognized by the SCHDTF from Prowers County School District RE-1 were \$268,806 for the year ended June 30, 2020.

**Pension Liabilities, Pension Expense, and Deferred Outflows of Resources and Deferred Inflows of Resources Related to Pensions**

The net pension liability for the SCHDTF was measured as of December 31, 2019, and the total pension liability used to calculate the net pension liability was determined by an actuarial valuation as of December 31, 2018. Standard update procedures were used to roll-forward the total pension liability to December 31, 2019. The Prowers County School District RE-1 proportion of the net pension liability was based on Prowers County School District RE-1 contributions to the SCHDTF for the calendar year 2019 relative to the total contributions of participating employers and the State as a nonemployer contributing entity.

PROWERS COUNTY SCHOOL DISTRICT RE-1  
 NOTES TO BASIC FINANCIAL STATEMENTS  
 June 30, 2020

**NOTE 6**      **PENSION PLAN (Continued)**

At June 30, 2020, the Prowers County School District RE-1 reported a liability of \$3,413,430 for its proportionate share of the net pension liability that reflected a reduction for support from the State as a nonemployer contributing entity. The amount recognized by the Prowers County School District RE-1 as its proportionate share of the net pension liability, the related support from the State as a nonemployer contributing entity, and the total portion of the net pension liability that was associated with Prowers County School District RE-1 were as follows:

Prowers County School District RE-1 proportionate share of the net pension liability	\$ 3,413,430
The State's proportionate share of the net pension liability as a nonemployer contributing entity associated with the Prowers County School District RE-1	\$ 432,950
Total	\$ 3,846,380

At December 31, 2019, the Prowers County School District RE-1 proportion was 0.023 percent, which was a decrease of 0.002 from its proportion measured as of December 31, 2018.

For the year ended June 30, 2020, the Prowers County School District RE-1 recognized pension income of \$827,179 and revenue of \$37,792 for support from the State as a nonemployer contributing entity. At June 30, 2020, the Prowers County School District RE-1 reported deferred outflows of resources and deferred inflows of resources related to pensions from the following sources:

	Deferred Outflows of Resources	Deferred Inflows of Resources
Difference between expected and actual experience	186,034	-
Changes of assumptions or other inputs	97,448	(1,548,300)
Net difference between projected and actual earnings on pension plan investments	364,148	(768,503)
Changes in proportion and differences between contributions recognized and proportionate share of contributions	-	(589,110)
Contributions subsequent to the measurement date	138,827	N/A
Total	786,457	(2,905,913)

\$138,827 reported as deferred outflows of resources related to pensions, resulting from contributions subsequent to the measurement date, will be recognized as a reduction of the net pension liability in the year ended June 30, 2021. Other amounts reported as deferred outflows of resources and deferred inflows of resources related to pensions will be recognized in pension expense as follows:

Year ended June 30, 2020	
2021	(1,275,021)
2022	(844,995)
2023	(716)
2024	(137,551)
2025	-
Thereafter	-

PROWERS COUNTY SCHOOL DISTRICT RE-1  
 NOTES TO BASIC FINANCIAL STATEMENTS  
 June 30, 2020

NOTE 6      PENSION PLAN (Continued)

*Actuarial assumptions.* The total pension liability in the December 31, 2018 actuarial valuation was determined using the following actuarial cost method, actuarial assumptions and other inputs:

Actuarial cost method	Entry age
Price inflation	2.40 percent
Real wage growth	1.10 percent
Wage inflation	3.50 percent
Salary increases, including wage inflation	3.50 – 9.70 percent
Long-term investment rate of return, net of pension plan investment expenses, including price inflation	7.25 percent
Discount rate	7.25 percent
Post-retirement benefit increases:	
PERA benefit structure hired prior to 1/1/07 and DPS benefit structure (automatic)*	1.25 percent compounded annually
PERA benefit structure hired after 12/31/06 (ad hoc, substantively automatic)*	Financed by the Annual Increase Reserve

\*For 2019, the annual increase was 0.00 percent.

Healthy mortality assumptions for active members reflect the RP-2014 White Collar Employee Mortality Table, a table specifically developed for actively working people. To allow for an appropriate margin of improved mortality prospectively, the mortality rates incorporate a 70 percent factor applied to male rates and a 55 percent factor applied to female rates.

Post-retirement non-disabled mortality assumptions were based on the RP-2014 Healthy Annuitant Mortality Table, adjusted as follows:

- **Males:** Mortality improvement projected to 2018 using the MP-2015 projection scale, a 93 percent factor applied to rates for ages less than 80, a 113 percent factor applied to rates for ages 80 and above, and further adjustments for credibility.
- **Females:** Mortality improvement projected to 2020 using the MP-2015 projection scale, a 68 percent factor applied to rates for ages less than 80, a 106 percent factor applied to rates for ages 80 and above, and further adjustments for credibility.

For disabled retirees, the mortality assumption was based on 90 percent of the RP-2014 Disabled Retiree Mortality Table.

The actuarial assumptions used in the December 31, 2018, valuation were based on the results of the 2016 experience analysis for the periods January 1, 2012, through December 31, 2015, as well as, the October 28, 2016, actuarial assumptions workshop and were adopted by the PERA Board during the November 18, 2016, Board meeting.

The long-term expected return on plan assets is reviewed as part of regular experience studies prepared every four or five years for PERA. Recently, this assumption has been reviewed more frequently. The most recent analyses were outlined in presentations to PERA's Board on October 28, 2016.

PROWERS COUNTY SCHOOL DISTRICT RE-1  
 NOTES TO BASIC FINANCIAL STATEMENTS  
 June 30, 2020

**NOTE 6**      **PENSION PLAN (Continued)**

Several factors were considered in evaluating the long-term rate of return assumption for the SCHDTF, including long-term historical data, estimates inherent in current market data, and a log-normal distribution analysis in which best-estimate ranges of expected future real rates of return (expected return, net of investment expense and inflation) were developed for each major asset class. These ranges were combined to produce the long-term expected rate of return by weighting the expected future real rates of return by the target asset allocation percentage and then adding expected inflation.

As of the most recent adoption of the long-term expected rate of return by the PERA Board, the target asset allocation and best estimates of geometric real rates of return for each major asset class are summarized in the following table:

Asset Class	Target Allocation	30 Year Expected Geometric Real Rate of Return
U.S. Equity – Large Cap	21.20%	4.30%
U.S. Equity – Small Cap	7.42%	4.80%
Non U.S. Equity – Developed	18.55%	5.20%
Non U.S. Equity – Emerging	5.83%	5.40%
Core Fixed Income	19.32%	1.20%
High Yield	1.38%	4.30%
Non U.S. Fixed Income - Developed	1.84%	0.60%
Emerging Market Debt	0.46%	3.90%
Core Real Estate	8.50%	4.90%
Opportunity Fund	6.00%	3.80%
Private Equity	8.50%	6.60%
Cash	1.00%	0.20%
<b>Total</b>	<b>100.00%</b>	

In setting the long-term expected rate of return, projections employed to model future returns provide a range of expected long-term returns that, including expected inflation, ultimately support a long-term expected rate of return assumption of 7.25 percent.

*Discount rate.* The discount rate used to measure the total pension liability was 7.25 percent. The projection of cash flows used to determine the discount rate applied the actuarial cost method and assumptions shown above. In addition, the following methods and assumptions were used in the projection of cash flows:

- Total covered payroll for the initial projection year consists of the covered payroll of the active membership present on the valuation date and the covered payroll of future plan members assumed to be hired during the year. In subsequent projection years, total covered payroll was assumed to increase annually at a rate of 3.50 percent.
- Employee contributions were assumed to be made at the member contribution rates in effect for each year, including the scheduled increases in SB 18-200 and the additional 0.50 percent resulting from the 2018 AAP assessment, statutorily recognized July 1, 2019, and effective July 1, 2020. Employee contributions for future plan members were used to reduce the estimated amount of total service costs for future plan members.

PROWERS COUNTY SCHOOL DISTRICT RE-1  
NOTES TO BASIC FINANCIAL STATEMENTS  
June 30, 2020

NOTE 6      PENSION PLAN (Continued)

- Employer contributions were assumed to be made at rates equal to the fixed statutory rates specified in law for each year, including the scheduled increase in SB 18-200 and the additional 0.50 percent, resulting from the 2018 AAP assessment, statutorily recognized July 1, 2019, and effective July 1, 2020. Employer contributions also include the current and estimated future AED and SAED, until the actuarial value funding ratio reaches 103 percent, at which point, the AED and SAED will each drop 0.50 percent every year until they are zero. Additionally, estimated employer contributions reflect reductions for the funding of the AIR and retiree health care benefits. For future plan members, employer contributions were further reduced by the estimated amount of total service costs for future plan members not financed by their member contributions.
- As specified in law, the State provides an annual direct distribution of \$225 million, which commenced July 1, 2018, that is proportioned between the State, School, Judicial, and DPS Division Trust Funds based upon the covered payroll of each Division. The annual direct distribution ceases when all Division Trust Funds are fully funded.
- Employer contributions and the amount of total service costs for future plan members were based upon a process to estimate future actuarially determined contributions assuming an analogous future plan member growth rate.
- The AIR balance was excluded from the initial fiduciary net position, as, per statute, AIR amounts cannot be used to pay benefits until transferred to either the retirement benefits reserve or the survivor benefits reserve, as appropriate. AIR transfers to the fiduciary net position and the subsequent AIR benefit payments were estimated and included in the projections.
- The projected benefit payments reflect the lowered annual increase cap, from 1.50 percent to 1.25 percent resulting from the 2018 AAP assessment, statutorily recognized July 1, 2019, and effective July 1, 2020.
- Benefit payments and contributions were assumed to be made at the middle of the year.

Based on the above assumptions and methods, the projection test indicates the SCHDTF's fiduciary net position was projected to be available to make all projected future benefit payments of current members. Therefore, the long-term expected rate of return of 7.25 percent on pension plan investments was applied to all periods of projected benefit payments to determine the total pension liability. The discount rate determination does not use the municipal bond rate, and therefore, the discount rate is 7.25 percent. There was no change in the discount rate from the prior measurement date.

*Sensitivity of the Prowers County School District RE-1 proportionate share of the net pension liability to changes in the discount rate.* The following presents the proportionate share of the net pension liability calculated using the discount rate of 7.25 percent, as well as what the proportionate share of the net pension liability would be if it were calculated using a discount rate that is 1-percentage-point lower (6.25 percent) or 1-percentage-point higher (8.25 percent) than the current rate:

PROWERS COUNTY SCHOOL DISTRICT RE-1  
 NOTES TO BASIC FINANCIAL STATEMENTS  
 June 30, 2020

NOTE 6      PENSION PLAN (Continued)

	1% Decrease (6.25%)	Current Discount Rate (7.25%)	1% Increase (8.25%)
Proportionate share of the net pension liability	4,526,939	3,413,430	2,478,542

*Pension plan fiduciary net position.* Detailed information about the SCHDTF’s fiduciary net position is available in PERA’s CAFR which can be obtained at [www.copera.org/investments/pera-financial-reports](http://www.copera.org/investments/pera-financial-reports).

**Defined Contribution Pension Plan**

**Voluntary Investment Program**

*Plan Description* – Employees of the Prowers County School District RE-1 that are also members of the SCHDTF may voluntarily contribute to the Voluntary Investment Program, an Internal Revenue Code Section 401(k) defined contribution plan administered by PERA. Title 24, Article 51, Part 14 of the C.R.S., as amended, assigns the authority to establish the Plan provisions to the PERA Board of Trustees. PERA issues a publicly available CAFR which includes additional information on the Voluntary Investment Program. That report can be obtained at [www.copera.org/investments/pera-financial-reports](http://www.copera.org/investments/pera-financial-reports).

*Funding Policy* – The Voluntary Investment Program is funded by voluntary member contributions up to the maximum limits set by the Internal Revenue Service, as established under Title 24, Article 51, Section 1402 of the C.R.S., as amended. Employees are immediately vested in their own contributions, employer contributions and investment earnings. For the year ended June 30, 2020, program members contributed \$10,166.

NOTE 7      OTHER POST EMPLOYMENT BENEFITS

**Defined Benefit Other Post Employment Benefit (OPEB) Plan**

**Summary of Significant Accounting Policies**

*OPEB.* Prowers County School District RE-1 participates in the Health Care Trust Fund (HCTF), a cost-sharing multiple-employer defined benefit OPEB fund administered by the Public Employees’ Retirement Association of Colorado (“PERA”). The net OPEB liability, deferred outflows of resources and deferred inflows of resources related to OPEB, OPEB expense, information about the fiduciary net position and additions to/deductions from the fiduciary net position of the HCTF have been determined using the economic resources measurement focus and the accrual basis of accounting. For this purpose, benefits paid on behalf of health care participants are recognized when due and/or payable in accordance with the benefit terms. Investments are reported at fair value.

NOTE 7

OTHER POST EMPLOYMENT BENEFITS (Continued)

**General Information about the OPEB Plan**

*Plan description.* Eligible employees of the Prowers County School District RE-1 are provided with OPEB through the HCTF—a cost-sharing multiple-employer defined benefit OPEB plan administered by PERA. The HCTF is established under Title 24, Article 51, Part 12 of the Colorado Revised Statutes (C.R.S.), as amended. Colorado State law provisions may be amended from time to time by the Colorado General Assembly. Title 24, Article 51, Part 12 of the C.R.S., as amended, sets forth a framework that grants authority to the PERA Board to contract, self-insure, and authorize disbursements necessary in order to carry out the purposes of the PERACare program, including the administration of the premium subsidies. Colorado State law provisions may be amended from time to time by the Colorado General Assembly. PERA issues a publicly available comprehensive annual financial report (CAFR) that can be obtained at [www.copera.org/investments/pera-financial-reports](http://www.copera.org/investments/pera-financial-reports).

*Benefits provided.* The HCTF provides a health care premium subsidy to eligible participating PERA benefit recipients and retirees who choose to enroll in one of the PERA health care plans, however, the subsidy is not available if only enrolled in the dental and/or vision plan(s). The health care premium subsidy is based upon the benefit structure under which the member retires and the member's years of service credit. For members who retire having service credit with employers in the Denver Public Schools (DPS) Division and one or more of the other four Divisions (State, School, Local Government and Judicial), the premium subsidy is allocated between the HCTF and the Denver Public Schools Health Care Trust Fund (DPS HCTF). The basis for the amount of the premium subsidy funded by each trust fund is the percentage of the member contribution account balance from each division as it relates to the total member contribution account balance from which the retirement benefit is paid.

C.R.S. § 24-51-1202 et seq. specifies the eligibility for enrollment in the health care plans offered by PERA and the amount of the premium subsidy. The law governing a benefit recipient's eligibility for the subsidy and the amount of the subsidy differs slightly depending under which benefit structure the benefits are calculated. All benefit recipients under the PERA benefit structure and all retirees under the DPS benefit structure are eligible for a premium subsidy, if enrolled in a health care plan under PERACare. Upon the death of a DPS benefit structure retiree, no further subsidy is paid.

Enrollment in the PERACare is voluntary and is available to benefit recipients and their eligible dependents, certain surviving spouses, and divorced spouses and guardians, among others. Eligible benefit recipients may enroll into the program upon retirement, upon the occurrence of certain life events, or on an annual basis during an open enrollment period.

*PERA Benefit Structure*

The maximum service-based premium subsidy is \$230 per month for benefit recipients who are under 65 years of age and who are not entitled to Medicare; the maximum service-based subsidy is \$115 per month for benefit recipients who are 65 years of age or older or who are under 65 years of age and entitled to Medicare. The basis for the maximum service-based subsidy, in each case, is for benefit recipients with retirement benefits based on 20 or more years of service credit. There is a 5 percent reduction in the subsidy for each year less than 20. The benefit recipient pays the remaining portion of the premium to the extent the subsidy does not cover the entire amount.

NOTE 7

OTHER POST EMPLOYMENT BENEFITS (Continued)

For benefit recipients who have not participated in Social Security and who are not otherwise eligible for premium-free Medicare Part A for hospital-related services, C.R.S. § 24-51-1206(4) provides an additional subsidy. According to the statute, PERA cannot charge premiums to benefit recipients without Medicare Part A that are greater than premiums charged to benefit recipients with Part A for the same plan option, coverage level, and service credit. Currently, for each individual PERACare enrollee, the total premium for Medicare coverage is determined assuming plan participants have both Medicare Part A and Part B and the difference in premium cost is paid by the HCTF or the DPS HCTF on behalf of benefit recipients not covered by Medicare Part A.

*DPS Benefit Structure*

The maximum service-based premium subsidy is \$230 per month for retirees who are under 65 years of age and who are not entitled to Medicare; the maximum service-based subsidy is \$115 per month for retirees who are 65 years of age or older or who are under 65 years of age and entitled to Medicare. The basis for the maximum subsidy, in each case, is for retirees with retirement benefits based on 20 or more years of service credit. There is a 5 percent reduction in the subsidy for each year less than 20. The retiree pays the remaining portion of the premium to the extent the subsidy does not cover the entire amount.

For retirees who have not participated in Social Security and who are not otherwise eligible for premium-free Medicare Part A for hospital-related services, the HCTF or the DPS HCTF pays an alternate service-based premium subsidy. Each individual retiree meeting these conditions receives the maximum \$230 per month subsidy reduced appropriately for service less than 20 years, as described above. Retirees who do not have Medicare Part A pay the difference between the total premium and the monthly subsidy.

*Contributions.* Pursuant to Title 24, Article 51, Section 208(1)(f) of the C.R.S., as amended, certain contributions are apportioned to the HCTF. PERA-affiliated employers of the State, School, Local Government, and Judicial Divisions are required to contribute at a rate of 1.02 percent of PERA-includable salary into the HCTF.

Employer contributions are recognized by the HCTF in the period in which the compensation becomes payable to the member and the Prowers County School District RE-1 is statutorily committed to pay the contributions. Employer contributions recognized by the HCTF from Prowers County School District RE-1 were \$14,148 for the year ended June 30, 2020.

**OPEB Liabilities, OPEB Expense, and Deferred Outflows of Resources and Deferred Inflows of Resources Related to OPEB**

At June 30, 2020, the Prowers County School District RE-1 reported a liability of \$167,836 for its proportionate share of the net OPEB liability. The net OPEB liability for the HCTF was measured as of December 31, 2019, and the total OPEB liability used to calculate the net OPEB liability was determined by an actuarial valuation as of December 31, 2018. Standard update procedures were used to roll-forward the total OPEB liability to December 31, 2019. The Prowers County School District RE-1 proportion of the net OPEB liability was based on Prowers County School District RE-1 contributions to the HCTF for the calendar year 2019 relative to the total contributions of participating employers to the HCTF.

PROWERS COUNTY SCHOOL DISTRICT RE-1  
NOTES TO BASIC FINANCIAL STATEMENTS  
June 30, 2020

**NOTE 7**      **OTHER POST EMPLOYMENT BENEFITS (Continued)**

At December 31, 2019, the Prowers County School District RE-1 proportion was 0.0149 percent, which was a decrease of 0.0001 from its proportion measured as of December 31, 2018.

For the year ended June 30, 2020, the Prowers County School District RE-1 recognized OPEB income of \$7,173. At June 30, 2020, the Prowers County School District RE-1 reported deferred outflows of resources and deferred inflows of resources related to OPEB from the following sources:

	Deferred Outflows of Resources	Deferred Inflows of Resources
Difference between expected and actual experience	557	(28,203)
Changes of assumptions or other inputs	1,392	-
Net difference between projected and actual earnings on OPEB plan investments	2,702	(5,504)
Changes in proportion and differences between contributions recognized and proportionate share of contributions	-	(11,685)
Contributions subsequent to the measurement date	7,307	N/A
Total	11,958	(45,392)

\$7,307 reported as deferred outflows of resources related to OPEB, resulting from contributions subsequent to the measurement date, will be recognized as a reduction of the net OPEB liability in the year ended June 30, 2021. Other amounts reported as deferred outflows of resources and deferred inflows of resources related to OPEB will be recognized in OPEB expense as follows:

Year ended June 30, 2020	
2021	(9,151)
2022	(9,151)
2023	(8,340)
2024	(8,057)
2025	(5,703)
Thereafter	(339)

*Actuarial assumptions.* The total OPEB liability in the December 31, 2018 actuarial valuation was determined using the following actuarial cost method, actuarial assumptions and other inputs:

Actuarial cost method	Entry age
Price inflation	2.40 percent
Real wage growth	1.10 percent
Wage inflation	3.50 percent
Salary increases, including wage inflation	3.50 percent in aggregate
Long-term investment rate of return, net of OPEB plan investment expenses, including price inflation	7.25 percent
Discount rate	7.25 percent
Health care cost trend rates	
PERA benefit structure:	
Service-based premium subsidy	0.00 percent
PERACare Medicare plans	5.60 percent in 2019, gradually decreasing to 4.50 percent in 2029

PROWERS COUNTY SCHOOL DISTRICT RE-1  
 NOTES TO BASIC FINANCIAL STATEMENTS  
 June 30, 2020

**NOTE 7**

**OTHER POST EMPLOYMENT BENEFITS (Continued)**

Medicare Part A premiums 3.50 percent in 2019, gradually increasing to 4.50 percent in 2029  
 DPS benefit structure:

Service-based premium subsidy	0.00 percent
PERACare Medicare plans	N/A
Medicare Part A premiums	N/A

Calculations are based on the benefits provided under the terms of the substantive plan in effect at the time of each actuarial valuation and on the pattern of sharing of costs between employers of each fund to that point.

The actuarial assumptions used in the December 31, 2018, valuations were based on the results of the 2016 experience analysis for the periods January 1, 2012, through December 31, 2015, as well as, the October 28, 2016, actuarial assumptions workshop and were adopted by the PERA Board during the November 18, 2016, Board meeting. In addition, certain actuarial assumptions pertaining to per capita health care costs and their related trends are analyzed and reviewed by PERA's actuary, as discussed below.

In determining the additional liability for PERACare enrollees who are age sixty-five or older and who are not eligible for premium-free Medicare Part A, the following monthly costs/premiums are assumed for 2019 for the PERA Benefit Structure:

Medicare Plan	Cost for Members Without Medicare Part A	Premiums for Members Without Medicare Part A
Medicare Advantage/Self-Insured Prescription	\$601	\$240
Kaiser Permanente Medicare Advantage HMO	605	237

The 2019 Medicare Part A premium is \$437 per month.

In determining the additional liability for PERACare enrollees in the PERA Benefit Structure who are age sixty-five or older and who are not eligible for premium-free Medicare Part A, the following chart details the initial expected value of Medicare Part A benefits, age adjusted to age 65 for the year following the valuation date:

Medicare Plan	Cost for Members Without Medicare Part A
Medicare Advantage/Self-Insured Prescription	\$562
Kaiser Permanente Medicare Advantage HMO	571

All costs are subject to the health care cost trend rates, as discussed below.

Health care cost trend rates reflect the change in per capita health costs over time due to factors such as medical inflation, utilization, plan design, and technology improvements. For the PERA benefit structure, health care cost trend rates are needed to project the future costs associated with providing benefits to those PERACare enrollees not eligible for premium-free Medicare Part A.

PROWERS COUNTY SCHOOL DISTRICT RE-1  
 NOTES TO BASIC FINANCIAL STATEMENTS  
 June 30, 2020

NOTE 7

OTHER POST EMPLOYMENT BENEFITS (Continued)

Health care cost trend rates for the PERA benefit structure are based on published annual health care inflation surveys in conjunction with actual plan experience (if credible), building block models and industry methods developed by health plan actuaries and administrators. In addition, projected trends for the Federal Hospital Insurance Trust Fund (Medicare Part A premiums) provided by the Centers for Medicare & Medicaid Services are referenced in the development of these rates. Effective December 31, 2018, the health care cost trend rates for Medicare Part A premiums were revised to reflect the current expectation of future increases in rates of inflation applicable to Medicare Part A premiums.

The PERA benefit structure health care cost trend rates that were used to measure the total OPEB liability are summarized in the table below:

Year	PERACare Medicare Plans	Medicare Part A Premiums
2019	5.60%	3.50%
2020	8.60%	3.50%
2021	7.30%	3.50%
2022	6.00%	3.75%
2023	5.70%	3.75%
2024	5.50%	3.75%
2025	5.30%	4.00%
2026	5.10%	4.00%
2027	4.90%	4.25%
2028	4.70%	4.25%
2029+	4.50%	4.50%

Mortality assumptions for the determination of the total pension liability for each of the Division Trust Funds as shown below are applied, as applicable, in the determination of the total OPEB liability for the HCTF. Affiliated employers of the State, School, Local Government, and Judicial Divisions participate in the HCTF.

Healthy mortality assumptions for active members were based on the RP-2014 White Collar Employee Mortality Table, a table specifically developed for actively working people. To allow for an appropriate margin of improved mortality prospectively, the mortality rates incorporate a 70 percent factor applied to male rates and a 55 percent factor applied to female rates.

Post-retirement non-disabled mortality assumptions for the State and Local Government Divisions were based on the RP-2014 Healthy Annuitant Mortality Table, adjusted as follows:

- **Males:** Mortality improvement projected to 2018 using the MP-2015 projection scale, a 73 percent factor applied to rates for ages less than 80, a 108 percent factor applied to rates for ages 80 and above, and further adjustments for credibility.
- **Females:** Mortality improvement projected to 2020 using the MP-2015 projection scale, a 78 percent factor applied to rates for ages less than 80, a 109 percent factor applied to rates for ages 80 and above, and further adjustments for credibility.

NOTE 7

OTHER POST EMPLOYMENT BENEFITS (Continued)

Post-retirement non-disabled mortality assumptions for the School and Judicial Divisions were based on the RP-2014 White Collar Healthy Annuitant Mortality Table, adjusted as follows:

- **Males:** Mortality improvement projected to 2018 using the MP-2015 projection scale, a 93 percent factor applied to rates for ages less than 80, a 113 percent factor applied to rates for ages 80 and above, and further adjustments for credibility.
- **Females:** Mortality improvement projected to 2020 using the MP-2015 projection scale, a 68 percent factor applied to rates for ages less than 80, a 106 percent factor applied to rates for ages 80 and above, and further adjustments for credibility.

For disabled retirees, the mortality assumption was based on 90 percent of the RP-2014 Disabled Retiree Mortality Table.

The following health care costs assumptions were updated and used in the measurement of the obligations for the HCTF:

- Initial per capita health care costs for those PERACare enrollees under the PERA benefit structure who are expected to attain age 65 and older ages and are not eligible for premium-free Medicare Part A benefits were updated to reflect the change in costs for the 2019 plan year.
- The morbidity assumptions were updated to reflect the assumed standard aging factors.
- The health care cost trend rates for Medicare Part A premiums were revised to reflect the then-current expectation of future increases in rates of inflation applicable to Medicare Part A premiums.

The long-term expected return on plan assets is reviewed as part of regular experience studies prepared every four or five years for PERA. Recently, this assumption has been reviewed more frequently. The most recent analyses were outlined in presentations to PERA's Board on October 28, 2016.

Several factors were considered in evaluating the long-term rate of return assumption for the HCTF, including long-term historical data, estimates inherent in current market data, and a log-normal distribution analysis in which best-estimate ranges of expected future real rates of return (expected return, net of investment expense and inflation) were developed for each major asset class. These ranges were combined to produce the long-term expected rate of return by weighting the expected future real rates of return by the target asset allocation percentage and then adding expected inflation.

As of the most recent adoption of the long-term expected rate of return by the PERA Board, the target asset allocation and best estimates of geometric real rates of return for each major asset class are summarized in the following table:

PROWERS COUNTY SCHOOL DISTRICT RE-1  
 NOTES TO BASIC FINANCIAL STATEMENTS  
 June 30, 2020

**NOTE 7**      **OTHER POST EMPLOYMENT BENEFITS (Continued)**

Asset Class	Target Allocation	30 Year Expected Geometric Real Rate of Return
U.S. Equity – Large Cap	21.20%	4.30%
U.S. Equity – Small Cap	7.42%	4.80%
Non U.S. Equity – Developed	18.55%	5.20%
Non U.S. Equity – Emerging	5.83%	5.40%
Core Fixed Income	19.32%	1.20%
High Yield	1.38%	4.30%
Non U.S. Fixed Income - Developed	1.84%	0.60%
Emerging Market Debt	0.46%	3.90%
Core Real Estate	8.50%	4.90%
Opportunity Fund	6.00%	3.80%
Private Equity	8.50%	6.60%
Cash	1.00%	0.20%
<b>Total</b>	<b>100.00%</b>	

In setting the long-term expected rate of return, projections employed to model future returns provide a range of expected long-term returns that, including expected inflation, ultimately support a long-term expected rate of return assumption of 7.25 percent.

*Sensitivity of the Prowers County School District RE-1 proportionate share of the net OPEB liability to changes in the Health Care Cost Trend Rates.* The following presents the net OPEB liability using the current health care cost trend rates applicable to the PERA benefit structure, as well as if it were calculated using health care cost trend rates that are one percentage point lower or one percentage point higher than the current rates:

	1% Decrease in Trend Rates	Current Trend Rates	1% Increase in Trend Rates
Initial PERACare Medicare trend rate	4.60%	5.60%	6.60%
Ultimate PERACare Medicare trend rate	3.50%	4.50%	5.50%
Initial Medicare Part A trend rate	2.50%	3.50%	4.50%
Ultimate Medicare Part A trend rate	3.50%	4.50%	5.50%
Net OPEB Liability	163,849	167,836	172,443

*Discount rate.* The discount rate used to measure the total OPEB liability was 7.25 percent. The projection of cash flows used to determine the discount rate applied the actuarial cost method and assumptions shown above. In addition, the following methods and assumptions were used in the projection of cash flows:

- Updated health care cost trend rates for Medicare Part A premiums as of the December 31, 2019, measurement date.

PROWERS COUNTY SCHOOL DISTRICT RE-1  
 NOTES TO BASIC FINANCIAL STATEMENTS  
 June 30, 2020

NOTE 7      OTHER POST EMPLOYMENT BENEFITS (Continued)

- Total covered payroll for the initial projection year consists of the covered payroll of the active membership present on the valuation date and the covered payroll of future plan members assumed to be hired during the year. In subsequent projection years, total covered payroll was assumed to increase annually at a rate of 3.50 percent.
- Employer contributions were assumed to be made at rates equal to the fixed statutory rates specified in law and effective as of the measurement date.
- Employer contributions and the amount of total service costs for future plan members were based upon a process to estimate future actuarially determined contributions assuming an analogous future plan member growth rate.
- Benefit payments and contributions were assumed to be made at the middle of the year.

Based on the above assumptions and methods, the projection test indicates the HCTF's fiduciary net position was projected to make all projected future benefit payments of current members. Therefore, the long-term expected rate of return of 7.25 percent on OPEB plan investments was applied to all periods of projected benefit payments to determine the total OPEB liability. The discount rate determination does not use the municipal bond index rate, and therefore, the discount rate is 7.25 percent.

*Sensitivity of the Prowers County School District RE-1 proportionate share of the net OPEB liability to changes in the discount rate.* The following presents the proportionate share of the net OPEB liability calculated using the discount rate of 7.25 percent, as well as what the proportionate share of the net OPEB liability would be if it were calculated using a discount rate that is 1-percentage-point lower (6.25 percent) or 1-percentage-point higher (8.25 percent) than the current rate:

	1% Decrease (6.25%)	Current Discount Rate (7.25%)	1% Increase (8.25%)
Proportionate share of the net OPEB liability	189,773	167,836	149,076

*OPEB plan fiduciary net position.* Detailed information about the HCTF's fiduciary net position is available in PERA's CAFR which can be obtained at [www.copera.org/investments/pera-financial-reports](http://www.copera.org/investments/pera-financial-reports).

PROWERS COUNTY SCHOOL DISTRICT RE-1  
NOTES TO BASIC FINANCIAL STATEMENTS  
June 30, 2020

---

NOTE 8      RISK MANAGEMENT

The District is exposed to various risks of loss related to torts, thefts of, damage to, or destruction of assets; errors or omissions; injuries to employees, or acts of God.

The District maintains commercial insurance for all risks of loss. Settled claims have not exceeded this commercial coverage in any of the past three fiscal years.

NOTE 9      COLORADO SCHOOL DISTRICT SELF INSURANCE POOL

The District belongs to the Colorado School District's Self-Insurance Pool. The Pool was established by the Colorado Association of School Boards (CASB) to provide insurance coverage to participants in the areas of General Liability, Errors and Omissions, Automobile Liability, Auto Physical Damage, Auto Personal Injury Protection, Real and Personal Property, Crime, Workers' Compensation and other coverage. The Board of Directors is composed of eight persons; seven of whom are appointed by the Board of Directors of CASB and the Executive Director of CASB. The Pool is managed by an independent manager chosen by the Board of Directors.

Each member's initial contribution and subsequent contributions are determined by the Pool based on factors including, but not limited to, the Aggregate Pool claims, the cost of Administrative and other operating expenses, the number of participants, the adequacy of both Operating and Reserve Funds and other factors touching on the status of the Pool or an individual participant, and as approved by the Colorado Insurance Commissioner.

As the District did not exercise oversight responsibility nor have sufficient control over Pool activities, the Pool is not a component unit of the District and only the District's share of contributions to the Pool is recorded as Expenditures in the General Fund.

The District's share in the Pool is not determinable from current information, but is estimated to be less than 1%. The District's share, if calculated, would not be material to the Pool's financial information at June 30, 2020.

PROWERS COUNTY SCHOOL DISTRICT RE-1  
 NOTES TO FINANCIAL STATEMENTS  
 June 30, 2020

NOTE 9      COLORADO SCHOOL DISTRICT SELF INSURANCE POOL (Continued)

An audited summary of the Colorado School District's Pool financial information at June 30, 2019 and for the year then ended (latest information available) follows:

Total Assets	48,583,211
Total Liabilities	<u>26,773,438</u>
Total Equity	<u>21,809,773</u>
Revenue	19,817,153
Underwriting Expenses	<u>26,652,902</u>
Underwriting Gain (Loss)	(6,835,749)
Net Investment Income	865,849
Other Income	<u>-</u>
Net Income (Loss) Before Dividend	(5,969,900)
Dividend	<u>-</u>
Net Income	(5,969,900)
Change in Non Admitted Assets	<u>156,358</u>
Capital Contributions from Members	<u>-</u>
Unassigned Surplus	<u>21,809,773</u>

NOTE 10      LITIGATION

None.

NOTE 11      SUMMARY DISCLOSURE OF SIGNIFICANT COMMITMENTS AND CONTINGENCIES

Claims and Judgments - The District participates in a number of federal, state and county programs that are fully or partially funded by grants received from other governmental units. Expenditures financed by grants are subject to audit by the appropriate grantor government. If expenditures are disallowed due to noncompliance with grant program regulations, the District may be required to reimburse the grantor government. As of June 30, 2020, significant amounts of grant expenditures have not been audited by the grantor but the District believes that disallowed expenditures, if any, based on subsequent audits will not have a material effect on any of the individual government funds or the overall financial position of the District.

NOTE 12      JOINT VENTURES

Not reflected in the accompanying financial statements is the District's participation in the South Eastern Board of Cooperative Educational Services (BOCES). The BOCES is an organization that provides member districts educational services at a shared lower cost per District.

PROWERS COUNTY SCHOOL DISTRICT RE-1  
 NOTES TO FINANCIAL STATEMENTS  
 June 30, 2020

NOTE 12    JOINT VENTURES (Continued)

The District has one member on the Board. The Board has final authority for all budgeting and financing of the joint venture. The BOCES by-laws indicate that the entity is to have perpetual existence, but in the event of its dissolution, all assets shall be divided among member school districts on a pro rate basis determined by the BOCES board. The joint venture summary audited financial information as of June 30, 2019, the latest year for which complete information is available is as follows:

Assets and Deferred Outflows	<u>2,484,137</u>
Liabilities and Deferred Inflows	6,348,617
Net Position	<u>(3,864,480)</u>
	<u>2,484,137</u>
Revenues	2,852,503
Expenses	<u>2,412,894</u>
Excess (Deficiency)	<u>439,609</u>

The BOCES is not included as a component unit of the District as the financial responsibility is minimal, there is no financial interdependency, the District does not have the ability to significantly influence the operations of the BOCES and the District is not accountable for fiscal matters of the BOCES. The BOCES is audited annually and files a report with the Colorado State Auditor.

NOTE 13    ACCRUED SALARIES AND BENEFITS

Salaries and retirement benefits of certain contractually employed personnel are paid over a twelve month period from September to August, but are earned during a school year of approximately nine to ten months. The salaries and benefits earned, but unpaid, at June 30, 2020, are estimated to be \$197,161. Accordingly, the accrued compensation is reflected as a liability in the accompanying financial statements of the various funds.

NOTE 14    COMPENSATED ABSENCES

There is no material liability for compensated absences payable at June 30, 2020.

NOTE 15    INTERFUND BALANCES AND TRANSFERS

Transfers

<u>Major Governmental Fund</u>	<u>Due From</u>	<u>Due To</u>	<u>Transfer In</u>	<u>Transfer Out</u>
General Fund	6,270	-	-	147,255
 <u>Non Major Governmental Funds</u>				
Pupil Activity Fund	-	6,270	70,755	-
Food Service Fund	-	-	76,500	-
	<u>6,270</u>	<u>6,270</u>	<u>147,255</u>	<u>147,255</u>

Transfers were made from the General Fund for the purpose of assisting operations.

PROWERS COUNTY SCHOOL DISTRICT RE-1  
 NOTES TO FINANCIAL STATEMENTS  
 June 30, 2020

NOTE 16    INVENTORIES

Food Service Fund inventories at June 30, 2020, consisted of USDA, purchased food, and non-food amounting to \$7,022. Purchased inventories are stated at cost. Donated inventories, received at no cost under a program supported by the United States Government, are recorded at their estimated fair market value at the date of receipt.

NOTE 17    LONG TERM DEBT

Changes in Long Term Debt:

	<u>Balance</u> <u>6/30/2019</u>	<u>Additions</u>	<u>Reductions</u>	<u>Balance</u> <u>6/30/2020</u>	<u>Current</u> <u>Portion</u>
Equipment Lease Purchase Agreement – Series 2020	<u>      -</u>	<u>2,000,000</u>	<u>      -</u>	<u>2,000,000</u>	<u>67,027</u>

CAPITAL LEASE

The District entered into a capital lease arrangement with GN Bank in the year ended June 30, 2019 as part of a capital project for various school improvements. Twenty annual payments of \$147,049, which includes interest at an annual rate of 3.99%, are scheduled to begin February 1, 2021. The amount financed was \$2,000,000.

Future minimum payments follow:

	<u>Principal</u>	<u>Interest</u>	<u>Total</u>
2021	67,027	80,022	147,049
2022	69,923	77,126	147,049
2023	72,713	74,336	147,049
2024	75,614	71,434	147,048
2025	78,632	68,417	147,049
2026-2040	<u>1,636,091</u>	<u>569,643</u>	<u>2,205,734</u>
	<u>2,000,000</u>	<u>940,978</u>	<u>2,940,978</u>
Less: Amounts representing interest			<u>940,978</u>
Net Present Value of Future Minimum Payments			<u>2,000,000</u>

BUDGETARY COMPARISONS

## MAJOR GOVERNMENTAL FUNDS

### General Fund

The General Fund accounts for all transactions of the District not accounted for in other funds. This fund represents an accounting for the District's ordinary operations financed from property taxes and other general revenues. It is the most significant fund in relation to the District's overall operations.

### Pension Trend Data

### Other Post Employment Benefits Trend Data

PROWERS COUNTY SCHOOL DISTRICT RE-1  
SCHEDULE OF REVENUES, EXPENDITURES AND CHANGES  
IN FUND BALANCES – BUDGET AND ACTUAL

GENERAL FUND

For the Year Ended June 30, 2020

<u>REVENUES</u>	<u>Budgeted Amounts</u>		<u>Actual Amounts</u>	<u>Variance- Favorable (Unfavorable)</u>
	<u>Original</u>	<u>Final</u>		
<u>Local Sources</u>				
Property Taxes	419,036	419,036	440,029	20,993
Specific Ownership Taxes	57,919	57,919	69,967	12,048
Earnings on Investments	18,500	18,500	39,404	20,904
Delinquent Taxes & Interest	1,700	1,700	1,644	(56)
Other	162,457	162,457	187,643	25,186
<u>State Sources</u>				
Equalization	2,052,841	2,052,841	2,121,370	68,529
Transportation	13,000	13,000	17,495	4,495
BEST Grant	-	-	1,709,388	1,709,388
Other	64,677	64,677	111,303	46,626
<u>Federal Sources</u>				
Other	86,849	86,849	79,813	(7,036)
<b><u>TOTAL REVENUES</u></b>	<b><u>2,876,979</u></b>	<b><u>2,876,979</u></b>	<b><u>4,778,056</u></b>	<b><u>1,901,077</u></b>
 <u>EXPENDITURES</u>				
<u>INSTRUCTION</u>				
Salaries	929,829	929,829	1,001,637	(71,808)
Employee Benefits	399,094	399,094	437,057	(37,963)
Purchased Services - Professional	51,625	51,625	51,810	(185)
Purchased Services – Property	-	-	-	-
Purchased Services – Other	5,000	5,000	3,817	1,183
Supplies and Materials	240,154	240,154	98,795	141,359
Property	2,000	2,000	-	2,000
Other Objects	9,000	9,000	-	9,000
<u>Total Instruction</u>	<u>1,636,702</u>	<u>1,636,702</u>	<u>1,593,116</u>	<u>43,586</u>
 <u>SUPPORTING SERVICES</u>				
<u>Student Supporting Services</u>				
Salaries	37,486	37,486	37,392	94
Employee Benefits	11,878	11,878	13,457	(1,579)
Purchased Services – Professional	20,244	20,244	14,759	5,485
Purchased Services – Property	-	-	-	-
Purchased Services – Other	-	-	-	-
Supplies and Materials	240	240	219	21
Property	-	-	-	-
Other Objects	-	-	-	-
<u>Total Student Services</u>	<u>69,848</u>	<u>69,848</u>	<u>65,827</u>	<u>4,021</u>

The accompanying notes are an integral part of these financial statements.

PROWERS COUNTY SCHOOL DISTRICT RE-1  
 SCHEDULE OF REVENUES, EXPENDITURES AND CHANGES  
 IN FUND BALANCES – BUDGET AND ACTUAL  
 GENERAL FUND

For the Year Ended June 30, 2020

	<u>Budgeted Amounts</u>		<u>Actual Amounts</u>	Variance- Favorable (Unfavorable)
	<u>Original</u>	<u>Final</u>		
<u>Instructional Staff</u>				
Salaries	46,200	46,200	46,550	(350)
Employee Benefits	18,697	18,697	19,724	(1,027)
Purchased Services - Professional	600	600	-	600
Purchased Services – Property	-	-	-	-
Purchased Services – Other	-	-	-	-
Supplies and Materials	5,180	5,180	9,187	(4,007)
Property	-	-	-	-
Other Objects	-	-	-	-
<u>Total Instructional Staff</u>	<u>70,677</u>	<u>70,677</u>	<u>75,461</u>	<u>(4,784)</u>
<u>General Administration</u>				
Salaries	136,636	136,636	135,097	1,539
Employee Benefits	47,059	47,059	47,319	(260)
Purchased Services – Professional	27,000	27,000	23,080	3,920
Purchased Services – Property	-	-	-	-
Purchased Services – Other	-	-	3,763	(3,763)
Supplies and Materials	7,680	7,680	11,093	(3,413)
Property	-	-	-	-
Other Objects	4,000	4,000	1,083	2,917
<u>Total General Administration</u>	<u>222,375</u>	<u>222,375</u>	<u>221,435</u>	<u>940</u>
<u>School Administration</u>				
<u>Office of the Principal</u>				
Salaries	27,474	27,474	28,612	(1,138)
Employee Benefits	14,605	14,605	15,386	(781)
Purchased Services – Professional	-	-	-	-
Purchased Services – Property	-	-	-	-
Purchased Services – Other	-	-	-	-
Supplies and Materials	600	600	336	264
Property	-	-	-	-
Other Objects	-	-	-	-
<u>Total School Administration</u>	<u>42,679</u>	<u>42,679</u>	<u>44,334</u>	<u>(1,655)</u>
<u>Operations and Maintenance</u>				
Salaries	83,329	83,329	84,094	(765)
Employee Benefits	39,713	39,713	39,773	(60)
Purchased Services – Professional	-	-	721,608	(721,608)
Purchased Services – Property	30,500	30,500	24,512	5,988
Purchased Services – Other	67,399	67,399	79,610	(12,211)
Supplies and Materials	156,000	156,000	140,093	15,907
Property	184,700	184,700	2,306,475	(2,121,775)
Other Objects	-	-	-	-
<u>Total Operations and Maintenance</u>	<u>561,641</u>	<u>561,641</u>	<u>3,396,165</u>	<u>(2,834,524)</u>

The accompanying notes are an integral part of these financial statements.

PROWERS COUNTY SCHOOL DISTRICT RE-1  
 SCHEDULE OF REVENUES, EXPENDITURES AND CHANGES  
 IN FUND BALANCES – BUDGET AND ACTUAL  
 GENERAL FUND  
 For the Year Ended June 30, 2020

	<u>Budgeted Amounts</u>		<u>Actual Amounts</u>	<u>Variance- Favorable (Unfavorable)</u>
	<u>Original</u>	<u>Final</u>		
<u>Student Transportation</u>				
Salaries	42,492	42,492	38,513	3,979
Employee Benefits	13,576	13,576	16,794	(3,218)
Purchased Services - Professional	-	-	750	(750)
Purchased Services – Property	-	-	-	-
Purchased Services – Other	29,538	29,538	18,998	10,540
Supplies and Materials	41,000	41,000	20,142	20,858
Property	32,000	32,000	12,900	19,100
Other Objects	-	-	-	-
<u>Total Student Transportation</u>	<u>158,606</u>	<u>158,606</u>	<u>108,097</u>	<u>50,509</u>
<u>Central Support</u>				
Salaries	20,558	20,558	20,960	(402)
Employee Benefits	10,227	10,227	10,537	(310)
Purchased Services – Professional	-	-	-	-
Purchased Services – Property	-	-	-	-
Purchased Services – Other	37,307	37,307	31,291	6,016
Supplies and Materials	400	400	228	172
Property	-	-	-	-
Other Objects	-	-	-	-
<u>Total Central Support</u>	<u>68,492</u>	<u>68,492</u>	<u>63,016</u>	<u>5,476</u>
<u>Other Support</u>				
Salaries	-	-	-	-
Employee Benefits	-	-	-	-
Purchased Services – Professional	-	-	-	-
Purchased Services – Property	-	-	-	-
Purchased Services – Other	31,951	31,951	32,473	(522)
Supplies and Materials	-	-	-	-
Property	-	-	-	-
Other Objects	-	-	-	-
<u>Total Other Support</u>	<u>31,951</u>	<u>31,951</u>	<u>32,473</u>	<u>(522)</u>
<u>TOTAL SUPPORTING SERVICES</u>	<u>1,226,269</u>	<u>1,226,269</u>	<u>4,006,808</u>	<u>(2,780,539)</u>
<u>APPROPRIATED RESERVES</u>	<u>2,897,533</u>	<u>2,897,533</u>	<u>-</u>	<u>2,897,533</u>
<u>TOTAL EXPENDITURES</u>	<u>5,760,504</u>	<u>5,760,504</u>	<u>5,599,924</u>	<u>160,580</u>
<u>REVENUES OVER (UNDER) EXPENDITURES</u>	<u>(2,883,525)</u>	<u>(2,883,525)</u>	<u>(821,868)</u>	
<u>OTHER FINANCING SOURCES (USES)</u>				
Proceeds from Sale of Assets	-	-	2,000,000	2,000,000
Transfers	(74,890)	(74,890)	(147,255)	(72,365)
<u>Total Other Financing Sources (Uses)</u>	<u>(74,890)</u>	<u>(74,890)</u>	<u>1,852,745</u>	<u>1,927,635</u>
<u>REVENUES OVER (UNDER) EXPENDITURES AND OTHER USES</u>	<u>(2,958,415)</u>	<u>(2,958,415)</u>	<u>1,030,877</u>	
<u>FUND BALANCE, July 1</u>	<u>2,958,415</u>	<u>2,958,415</u>	<u>2,918,811</u>	
<u>FUND BALANCE, June 30</u>	<u>-</u>	<u>-</u>	<u>3,949,688</u>	

The accompanying notes are an integral part of these financial statements.

**PROWERS COUNTY SCHOOL DISTRICT RE-1**  
**SCHEDULE OF PROPORTIONATE SHARE OF NET PENSION LIABILITY**  
 For The Last 10 Fiscal Years (As Available)

	<u>2020</u>	<u>2019</u>	<u>2018</u>	<u>2017</u>	<u>2016</u>	<u>2015</u>	<u>2014</u>	<u>2013</u>	<u>2012</u>	<u>2011</u>
District's proportion of the net pension liability (asset)	0.0228%	0.0231%	0.0277%	0.0289%	0.0295%	0.0311%	0.3260%	-	-	-
District's proportionate share of the net pension liability (asset)	\$3,413,430	\$4,089,189	\$8,945,539	\$8,598,024	\$4,510,600	\$4,218,248	\$4,165,012	-	-	-
State's proportionate share of the net pension liability associated with the District**	\$432,950	\$559,141	-	-	-	-	-	-	-	-
District's covered payroll	\$1,387,027	\$1,291,982	\$1,208,658	\$1,300,958	\$1,288,102	\$1,292,632	\$1,313,583	-	-	-
District's proportionate share of the net pension liability (asset) as a percentage of its covered payroll	246%	316%	740%	661%	350%	326%	317%	-	-	-
Plan fiduciary net position as a percentage of the total pension liability	64.52%	57.01%	43.96%	43.13%	59.20%	62.80%	64.06%	-	-	-

\*\* A direct distribution provision to allocate funds from the State of Colorado budget to Colorado PERA on an annual basis began in July 2018 based on Senate Bill 18-200.

The accompanying notes are an integral part of these financial statements.

**PROWERS COUNTY SCHOOL DISTRICT RE-1**  
**SCHEDULE OF DISTRICT CONTRIBUTIONS - PENSION**  
 For The Last 10 Fiscal Years (As Available)

	<u>2020</u>	<u>2019</u>	<u>2018</u>	<u>2017</u>	<u>2016</u>	<u>2015</u>	<u>2014</u>	<u>2013</u>	<u>2012</u>	<u>2011</u>
Contractually required contributions	\$ 268,806	\$ 247,156	\$ 228,268	\$ 239,202	\$ 228,519	\$ 231,459	\$ 223,395	\$ 214,959	-	-
Contributions in relation to the contractually required contributions	<u>\$ (268,806)</u>	<u>\$ (247,156)</u>	<u>\$ (228,268)</u>	<u>\$ (239,202)</u>	<u>\$ (228,519)</u>	<u>\$ (231,459)</u>	<u>\$ (223,395)</u>	<u>\$ (214,959)</u>	-	-
Contribution deficiency (excess)	\$ -	\$ -	\$ -	\$ -	\$ -	\$ -	\$ -	\$ -	-	-
District's covered payroll	\$1,387,027	\$1,291,982	\$1,208,658	\$1,300,958	\$1,288,102	\$1,292,632	\$1,313,583	\$1,335,067	-	-
Contributions as a percentage of covered payroll	19.38%	19.13%	18.89%	18.38%	17.74%	17.91%	17.01%	16.10%	-	-

The accompanying notes are an integral part of these financial statements.

**PROWERS COUNTY SCHOOL DISTRICT RE-1**  
**SCHEDULE OF PROPORTIONATE SHARE OF NET OTHER POST EMPLOYMENT BENEFITS (OPEB) LIABILITY**  
**For The Last 10 Fiscal Years (As Available)**

	<u>2020</u>	<u>2019</u>	<u>2018</u>	<u>2017</u>	<u>2016</u>	<u>2015</u>	<u>2014</u>	<u>2013</u>	<u>2012</u>	<u>2011</u>
District's proportion of the net OPEB liability (asset)	0.0149%	0.0150%	0.0157%	0.0164%	-	-	-	-	-	-
District's proportionate share of the net OPEB liability (asset)	\$167,836	\$204,230	\$204,278	\$212,819	-	-	-	-	-	-
District's covered payroll	\$1,387,027	\$1,291,982	\$1,208,658	\$1,300,958	-	-	-	-	-	-
District's proportionate share of the net OPEB liability (asset) as a percentage of its covered payroll	12.10%	15.80%	16.90%	16.36%	-	-	-	-	-	-
Plan fiduciary net position as a percentage of the total OPEB liability	24.49%	17.03%	17.53%	16.72%	-	-	-	-	-	-

The accompanying notes are an integral part of these financial statements.

**PROWERS COUNTY SCHOOL DISTRICT RE-1**  
**SCHEDULE OF DISTRICT CONTRIBUTIONS - OPEB**  
 For The Last 10 Fiscal Years (As Available)

	<u>2020</u>	<u>2019</u>	<u>2018</u>	<u>2017</u>	<u>2016</u>	<u>2015</u>	<u>2014</u>	<u>2013</u>	<u>2012</u>	<u>2011</u>
Contractually required contributions	\$ 14,148	\$ 13,178	\$ 12,328	\$ 13,270	-	-	-	-	-	-
Contributions in relation to the contractually required contributions	<u>\$ (14,148)</u>	<u>\$ (13,178)</u>	<u>\$ (12,328)</u>	<u>\$ (13,270)</u>	-	-	-	-	-	-
Contribution deficiency (excess)	\$ -	\$ -	\$ -	\$ -	-	-	-	-	-	-
District's covered payroll	\$1,387,027	\$1,291,982	\$1,208,658	\$1,300,958	-	-	-	-	-	-
Contributions as a percentage of covered payroll	1.02%	1.02%	1.02%	1.02%	-	-	-	-	-	-

The accompanying notes are an integral part of these financial statements.

COMBINING AND INDIVIDUAL FUND STATEMENTS AND OTHER SCHEDULES

## NON MAJOR GOVERNMENTAL FUNDS

### Special Revenue Funds

Special revenue funds account for revenues that are legally restricted to expenditures for specified purposes.

Food Service Fund – This fund accounts for all financial activities associated with the District's school breakfast and lunch programs.

Pupil Activity Fund – This fund accounts for all financial transactions through individual school activity accounts.

PROWERS COUNTY SCHOOL DISTRICT RE-1  
 COMBINING BALANCE SHEET  
 NONMAJOR GOVERNMENTAL FUNDS  
 June 30, 2020

	<u>Food Service</u>	<u>Pupil Activity</u>	<u>Total Nonmajor Governmental Funds</u>
<u>ASSETS</u>			
Cash and Investments	2,568	112,660	115,228
Accounts Receivable	1,414	-	1,414
Accrued Revenue	1,460	-	1,460
Due From Other Funds	-	-	-
Property Taxes Receivable	-	-	-
Inventories	<u>7,022</u>	<u>-</u>	<u>7,022</u>
<u>Total Assets</u>	<u>12,464</u>	<u>112,660</u>	<u>125,124</u>
 <u>LIABILITIES AND FUND BALANCES</u>			
<u>Liabilities</u>			
Accounts Payable	-	16,585	16,585
Accrued Salaries	-	-	-
Due To Other Funds	6,270	-	6,270
Other Payables	-	-	-
Deferred Revenue:			
Local Sources	<u>1,126</u>	<u>-</u>	<u>1,126</u>
<u>Total Liabilities</u>	<u>7,396</u>	<u>16,585</u>	<u>23,981</u>
 <u>Fund Balances</u>			
Nonspendable:			
Inventories	7,022	-	7,022
Restricted:			
Food Service	-	-	-
Assigned:			
Pupil Activities	-	96,075	96,075
Unassigned	(1,954)	<u>-</u>	<u>(1,954)</u>
<u>Total Fund Balances</u>	<u>5,068</u>	<u>96,075</u>	<u>101,143</u>
 <u>TOTAL LIABILITIES &amp; FUND BALANCES</u>	 <u>12,464</u>	 <u>112,660</u>	 <u>125,124</u>

The accompanying notes are an integral part of these financial statements.

PROWERS COUNTY SCHOOL DISTRICT RE-1  
 COMBINING STATEMENT OF REVENUES, EXPENDITURES  
 AND CHANGES IN FUND BALANCES  
 NONMAJOR GOVERNMENTAL FUNDS  
 For the Year Ended June 30, 2020

	<u>Food Service</u>	<u>Pupil Activity</u>	<u>Total Nonmajor Governmental Funds</u>
<u>REVENUES</u>			
Property Taxes	-	-	-
Specific Ownership Taxes	-	-	-
Earnings on Investments	23	706	729
Other Local Sources	10,810	109,481	120,291
State Aid	3,969	-	3,969
Federal Aid	<u>61,324</u>	<u>-</u>	<u>61,324</u>
<u>Total Revenues</u>	<u>76,126</u>	<u>110,187</u>	<u>186,313</u>
 <u>EXPENDITURES</u>			
Current:			
Instructional Services	-	-	-
Supporting Services:			
Students	-	170,961	170,961
Instructional Staff	-	-	-
District Administration	-	-	-
School Administration	-	-	-
Business	-	-	-
Operation and Maintenance of Facilities	-	-	-
Transportation	-	-	-
Central	-	-	-
Food Service	163,585	-	163,585
Capital Outlay	<u>-</u>	<u>-</u>	<u>-</u>
<u>Total Expenditures</u>	<u>163,585</u>	<u>170,961</u>	<u>334,546</u>
 <u>EXCESS (DEFICIENCY) OF REVENUES OVER (UNDER) EXPENDITURES</u>	 <u>(87,459)</u>	 <u>(60,774)</u>	 <u>(148,233)</u>
 <u>OTHER FINANCING SOURCES (USES)</u>			
Transfers	<u>76,500</u>	<u>70,755</u>	<u>147,255</u>
<u>Total Other Financing Sources (Uses)</u>	<u>76,500</u>	<u>70,755</u>	<u>147,255</u>
 <u>NET CHANGE IN FUND BALANCES</u>	 <u>(10,959)</u>	 <u>9,981</u>	 <u>(978)</u>
 <u>FUND BALANCE, Beginning</u>	 <u>16,027</u>	 <u>86,094</u>	 <u>102,121</u>
 <u>FUND BALANCE, Ending</u>	 <u>5,068</u>	 <u>96,075</u>	 <u>101,143</u>

The accompanying notes are an integral part of these financial statements.

PROWERS COUNTY SCHOOL DISTRICT RE-1  
 SCHEDULE OF REVENUES, EXPENDITURES AND CHANGES IN FUND BALANCE  
 BUDGET AND ACTUAL  
 FOOD SERVICE – SPECIAL REVENUE FUND  
 For the Year Ended June 30, 2020

<u>REVENUES</u>	<u>Budget</u>	<u>Actual</u>	Variance- Favorable <u>(Unfavorable)</u>
<u>Local Sources</u>			
Food Sales	32,700	10,810	(21,890)
Earnings on Investments	100	23	(77)
Other	-	-	-
<u>State Sources</u>			
School Lunches	1,500	3,969	2,469
<u>Federal Sources</u>			
School Lunches	55,000	53,085	(1,915)
Commodities	<u>9,000</u>	<u>8,239</u>	<u>(761)</u>
<u>Total Revenues</u>	<u>98,300</u>	<u>76,126</u>	<u>(22,174)</u>
 <u>EXPENDITURES</u>			
Salaries	58,989	56,052	2,937
Employee Benefits	38,694	37,662	1,032
Purchased Services – Professional	-	-	-
Purchased Services – Property	300	-	300
Purchased Services - Other	-	-	-
Supplies and Materials	70,500	61,444	9,056
Capital Outlay	-	-	-
Other	500	188	312
Commodities	-	<u>8,239</u>	<u>(8,239)</u>
<u>Total Expenditures</u>	<u>168,983</u>	<u>163,585</u>	<u>5,398</u>
<u>REVENUES OVER (UNDER) EXPENDITURES</u>	(70,683)	(87,459)	
 <u>OTHER FINANCING SOURCES (USES)</u>			
Operating Transfers from General Fund	<u>40,000</u>	<u>76,500</u>	<u>36,500</u>
<u>REVENUES AND SOURCES OVER (UNDER) EXPENDITURES AND USES</u>	(30,683)	(10,959)	
<u>FUND BALANCE, Beginning</u>	<u>30,683</u>	<u>16,027</u>	
<u>FUND BALANCE, Ending</u>	<u>-</u>	<u>5,068</u>	

The accompanying notes are an integral part of these financial statements.

PROWERS COUNTY SCHOOL DISTRICT RE-1  
 SCHEDULE OF REVENUES, EXPENDITURES AND CHANGES IN FUND BALANCE  
 BUDGET AND ACTUAL  
 PUPIL ACTIVITY FUND - SPECIAL REVENUE FUND  
 For the Year Ended June 30, 2020

	<u>Budget</u>	<u>Actual</u>	Variance- Favorable <u>(Unfavorable)</u>
<u>REVENUES</u>			
Local Sources	160,000	110,187	(49,813)
State Sources	-	-	-
Federal Sources	-	-	-
<u>Total Revenues</u>	<u>160,000</u>	<u>110,187</u>	<u>(49,813)</u>
<u>EXPENDITURES</u>			
Salary	-	-	-
Benefits	-	-	-
Purchased Services – Professional	34,000	52,146	(18,146)
Purchased Services – Property	-	-	-
Purchased Services – Other	70,000	29,744	40,256
Capital Outlay	106,000	89,071	16,929
Supplies and Materials	-	-	-
Other	-	-	-
<u>Total Expenditures</u>	<u>210,000</u>	<u>170,961</u>	<u>39,039</u>
 <u>REVENUES OVER (UNDER) EXPENDITURES</u>	 <u>(50,000)</u>	 <u>(60,774)</u>	
<u>OTHER FINANCING SOURCES (USES):</u>			
Transfers	34,890	70,755	35,865
<u>Total Other Financing Sources (Uses)</u>	<u>34,890</u>	<u>70,755</u>	<u>35,865</u>
 <u>NET CHANGE IN FUND BALANCES</u>	 <u>(15,110)</u>	 9,981	
 <u>FUND BALANCE, Beginning</u>	 <u>15,110</u>	 <u>86,094</u>	
 <u>FUND BALANCE, Ending</u>	 <u>-</u>	 <u>96,075</u>	

The accompanying notes are an integral part of these financial statements.

STATE REQUIRED SCHEDULES

Auditor's Integrity Report (Revenues, Expenditures, and Fund Balance by Fund)

Bolded Balance Sheet



**Colorado Department of Education**  
**Auditors Integrity Report**  
 District: 2650 - Granada RE-1  
 Fiscal Year 2019-20  
 Colorado School District/BOCES

Fund Type & Number	Beg Fund Balance & Prior Per Adj (68800)	1000 - 5999 Total Revenues & Other Sources	0001-0999 Total Expenditures & Other Uses	6700-6799 & Prior Per Adj (68800) Ending Fund Balance
<b>Governmental</b>				
10 General Fund	2,915,731	6,576,808	5,546,451	3,944,088
18 Risk Mgmt-Sub-Fund of General Fund	0	0	0	0
19 Colorado Preschool Program Fund	3,080	53,994	51,474	5,600
Sub-Total	2,918,811	6,630,802	5,597,924	3,949,688
11 Charter School Fund	0	0	0	0
20,26-29 Special Revenue Fund	0	0	0	0
06 Supplemental Cap Const, Tech, Mgmt. Fund	0	0	0	0
07 Total Program Reserve Fund	0	0	0	0
21 Food Service Spec. Revenue Fund	16,027	132,626	163,504	5,068
22 Govt Designated-Purpose Grants Fund	0	0	0	0
23 Pupil Activity Special Revenue Fund	86,094	188,942	170,961	96,076
24 Full Day Kindergarten Mill Levy Override	0	0	0	0
25 Transportation Fund	0	0	0	0
31 Bond Redemption Fund	0	0	0	0
39 Certificate of Participation (COP) Debt Service Fund	0	0	0	0
41 Building Fund	0	0	0	0
42 Special Building Fund	0	0	0	0
43 Capital Reserve Capital Projects Fund	0	0	0	0
46 Supplemental Cap Const, Tech, Maint Fund	0	0	0	0
<b>Totals</b>	<b>3,004,902</b>	<b>6,863,630</b>	<b>5,768,885</b>	<b>4,045,772</b>
<b>Proprietary</b>				
50 Other Enterprise Funds	0	0	0	0
64 (63) Risk-Related Activity Fund	0	0	0	0
60,65-69 Other Internal Service Funds	0	0	0	0
<b>Totals</b>	<b>0</b>	<b>0</b>	<b>0</b>	<b>0</b>
<b>Fiduciary</b>				
70 Other Trust and Agency Funds	0	0	0	0
72 Private Purpose/Trust Fund	0	0	0	0
73 Agency Fund	0	0	0	0
74 Pupil Activity Agency Fund	0	0	0	0
79 Guest 35 Performance Fund	0	0	0	0
85 Foundations	0	0	0	0
<b>Totals</b>	<b>0</b>	<b>0</b>	<b>0</b>	<b>0</b>
<b>FINAL</b>				



**Colorado Department of Education**  
**Bolded Balance Sheet Report**  
 District: 2650 - Granada RE-1  
 Fiscal Year 2019-20  
 Colorado School District/BOCES

ASSETS	Governmental						Proprietary						Fiduciary			
	General Funds 10,12-18	Charter School Fund 11	Preschool Fund 19	Special Revenue Funds 20, 22-29	Supplemental Cap Const Fund 06	Total Program Reserve Fund 07	Food Service Revenue Fund 21	Debt Service Funds 30-39	Capital Projects Funds 40-45, 47-49	Supplemental Cap Const Fund 46	Other Enterprise Funds 50, 52-59	Risk-Related Activity Funds 63-64	Other Internal Service Funds 60	Trust & Agency Funds 70-79	Foundations Fund 85	Totals
Cash and Investments (8100-8104,8111)	4,505,221	0	0	112,660	0	0	2,568	0	0	0	0	0	0	0	0	4,620,449
Cash with Fiscal Agent (8105)	9,536	0	0	0	0	0	0	0	0	0	0	0	0	0	0	9,536
Taxes Receivable (8121,8122)	32,300	0	0	0	0	0	0	0	0	0	0	0	0	0	0	32,300
Interfund Loans Receivable (8131,8132)	6,270	0	5,600	0	0	0	0	0	0	0	0	0	0	0	0	11,870
Grants Accounts Receivable (8142)	1,182,460	0	0	0	0	0	1,460	0	0	0	0	0	0	0	0	1,183,920
Other Receivables (8151-8154,8161)	0	0	0	0	0	0	1,414	0	0	0	0	0	0	0	0	1,414
Inventories (8171,8172,8173)	0	0	0	0	0	0	7,023	0	0	0	0	0	0	0	0	7,023
Machinery and Equipment (8241,8242,8251)	0	0	0	0	0	0	0	0	0	0	0	0	0	0	0	0
<b>Total Assets</b>	<b>5,735,787</b>	<b>0</b>	<b>5,600</b>	<b>112,660</b>	<b>0</b>	<b>0</b>	<b>12,464</b>	<b>0</b>	<b>0</b>	<b>0</b>	<b>0</b>	<b>0</b>	<b>0</b>	<b>0</b>	<b>0</b>	<b>5,866,512</b>

Fiduciary

Proprietary

Governmental

LIABILITIES & FUND EQUITY

LIABILITIES

	General Funds 10-12-18	Charter School Fund 11	Preschool Fund Fund:19	Special Revenue Funds 20 22-29	Supplemental Cap Const Fund 06	Total Program Reserve Fund 07	Food Service Special Revenue Fund 21	Debit Service Funds 30-39	Capital Projects Funds 40-45, 47-49	Supplemental Cap Const Fund 46	Other Enterprise Funds 50, 52-59	Risk-Related Activity Funds 63-64	Other Internal Service Funds 60	Trust & Agency Funds 70-79	Foundations Fund 85	Totals
Interfund Payables (7401,7402)	5,600	0	0	0	0	0	6,270	0	0	0	0	0	0	0	0	11,870
Other Payables (7421-7423)	1,276,415	0	0	16,585	0	0	0	0	0	0	0	0	0	0	0	1,293,000
Accrued Expenses (7461)	197,161	0	0	0	0	0	0	0	0	0	0	0	0	0	0	197,161
Unearned Revenue (7481)	0	0	0	0	0	0	1,126	0	0	0	0	0	0	0	0	1,126
Grants Deferred Revenue (7482)	293,523	0	0	0	0	0	0	0	0	0	0	0	0	0	0	293,523
Deferred Inflow (7800)	19,000	0	0	0	0	0	0	0	0	0	0	0	0	0	0	19,000
<b>Total Liabilities</b>	<b>1,791,699</b>	<b>0</b>	<b>0</b>	<b>16,585</b>	<b>0</b>	<b>0</b>	<b>7,396</b>	<b>0</b>	<b>0</b>	<b>0</b>	<b>0</b>	<b>0</b>	<b>0</b>	<b>0</b>	<b>0</b>	<b>1,815,679</b>

Governmental

Proprietary

Fiduciary

FUND EQUITY

	General Funds 10,12-18	Charter School Fund 11	Preschool Fund 19	Special Revenue Funds 20, 22-29	Supplemental Cap Const Fund 06	Total Program Reserve Fund 07	Food Service Special Revenue Fund 21	Debt Service Funds 30-39	Capital Projects Funds 40-45, 47-49	Supplemental Cap Const Fund 46	Other Enterprise Funds 50, 52-59	Risk-Related Activity Funds 63-64	Other Internal Service Funds 60, 70-79	Trust & Agency Funds 70-79	Foundations Fund 85	Totals
Non-spendable Fund Balance 6710	0	0	0	0	0	0	7,023	0	0	0	0	0	0	0	0	7,023
Restricted Fund Balance 6720	812,121	0	0	0	0	0	0	0	0	0	0	0	0	0	0	812,121
TABOR 3% Emergency Reserve 6721	91,000	0	0	0	0	0	0	0	0	0	0	0	0	0	0	91,000
TABOR Multi-Year 6722	0	0	0	0	0	0	0	0	0	0	0	0	0	0	0	0
District Emergency Reserve (letter of credit or real estate) 6723	0	0	0	0	0	0	0	0	0	0	0	0	0	0	0	0
Colorado Preschool Program (CPP) Reserve 6724	0	0	5,600	0	0	0	0	0	0	0	0	0	0	0	0	5,600
Risk-Related / Restricted Capital Reserve 6726	0	0	0	0	0	0	0	0	0	0	0	0	0	0	0	0
BEST Capital Reserve 6727	0	0	0	0	0	0	0	0	0	0	0	0	0	0	0	0
Committed Fund Balance 6750	0	0	0	0	0	0	0	0	0	0	0	0	0	0	0	0
Assigned Fund Balance 6760	0	0	0	96,076	0	0	0	0	0	0	0	0	0	0	0	96,076
Unassigned Fund Balance 6770	3,040,967	0	0	0	0	0	-1,954	0	0	0	0	0	0	0	0	3,039,013
Invested in Capital Assets, Net of Related Debt 6790	0	0	0	0	0	0	0	0	0	0	0	0	0	0	0	0
Restricted Net Assets 6791	0	0	0	0	0	0	0	0	0	0	0	0	0	0	0	0
Unrestricted Net Assets 6792	0	0	0	0	0	0	0	0	0	0	0	0	0	0	0	0
Prior Period Adjustment 6880	0	0	0	0	0	0	0	0	0	0	0	0	0	0	0	0
Full-Day Kindergarten Reserve 6725	0	0	0	0	0	0	0	0	0	0	0	0	0	0	0	0
<b>Total Fund Equity</b>	<b>3,944,068</b>	<b>0</b>	<b>5,600</b>	<b>96,076</b>	<b>0</b>	<b>0</b>	<b>5,069</b>	<b>0</b>	<b>0</b>	<b>0</b>	<b>0</b>	<b>0</b>	<b>0</b>	<b>0</b>	<b>0</b>	<b>4,050,832</b>

	General Funds 10,12-18	Charter School Fund 11	Preschool Fund 19	Special Revenue Funds 20, 22-29	Supplemental Cap Const Fund 06	Total Program Reserve Fund 07	Food Service Special Revenue Fund 21	Debt Service Funds 30-39	Capital Projects Funds 40-45, 47-49	Supplemental Cap Const Fund 46	Other Enterprise Funds 50, 52-59	Risk-Related Activity Funds 63-64	Other Internal Service Funds 60, 70-79	Trust & Agency Funds 70-79	Foundations Fund 85	Totals
Total Liabilities & Fund Equity	5,735,787	0	5,600	112,660	0	0	12,464	0	0	0	0	0	0	0	0	5,866,511

	General Funds 10,12-18	Charter School Fund 11	Preschool Fund 19	Special Revenue Funds 20, 22-29	Supplemental Cap Const Fund 06	Total Program Reserve Fund 07	Food Service Special Revenue Fund 21	Debt Service Funds 30-39	Capital Projects Funds 40-45, 47-49	Supplemental Cap Const Fund 46	Other Enterprise Funds 50, 52-59	Risk-Related Activity Funds 63-64	Other Internal Service Funds 60, 70-79	Trust & Agency Funds 70-79	Foundations Fund 85
Do Assets=Liability+Fund Equity	Yes	Yes	Yes	Yes	Yes	Yes	Yes	Yes	Yes	Yes	Yes	Yes	Yes	Yes	Yes

For Each Fund Type:  
Do Assets=Liability+Fund Equity